

BlueStar Autonomous Driving Index

The index of global equities of companies whose products or services are related to the development of autonomous driving technology including: advanced driver assistance or autonomous driving systems, vehicle-to-vehicle and vehicle-to-everything communications, and automobile-embedded machine learning systems. The index also includes companies offering products and services related to in-car experiences and fleet management that are enabled by autonomous driving technology.

Key Features



All Time High/Low 52-Week High/Low

Total Return Net Index 502.83/100.00 502.83/299.47

Size and Liquidity Requirements

Float-adjusted market capitalization of at least 150 mIn USD. Six-month average-daily-value-traded of at least 500000 USD.

Universe

Companies have to offer products or services that facilitate ADAS or autonomous driving, fleet management, or automobile infotainment.

Diversification

Companies are equally weighted within tiers.

Review

Semi-annual in June and December.

Index Data

INDEX PARAMETERS

Launch Date	10 May 2018	Components	92
Type	Sector	Volatility (1 year)	21.66
Currency	USD	Full MCap bn USD	6,078.61
Base Date	28 Dec 2012	Float MCap bn USD	4,493.79
Base Value	100.00	Correlation* (1 year)	0.73

* NASDAQ OMX Global Automobile

FUNDAMENTALS*

Price/Earnings Trailing	39.12
Price/Book	2.34
Price/Sales	1.31
Price/Cash Flow	10.52
Dividend Yield	0.73

* as of 31 Jul 2021

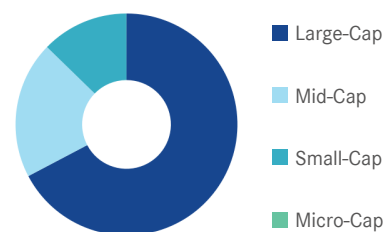
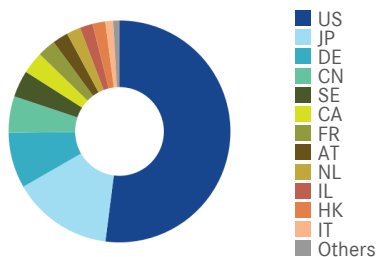
ANNUALISED PERFORMANCE*

1 Month	-0.16%
1 Year	46.76%
3 Years	17.95%
5 Years	19.86%
Since Inception	19.82%

* Total Return Net Index

Country and Size Weightings

Country	Count	Weight
United States	48	52.04%
Japan	14	14.65%
Germany	9	8.13%
China	4	5.30%
Sweden	3	3.91%
Canada	2	3.21%
France	3	2.65%
Austria	1	2.28%
Netherlands	1	2.04%
Israel	2	1.87%
Hong Kong	1	1.86%
Italy	2	1.13%
Others	2	0.92%

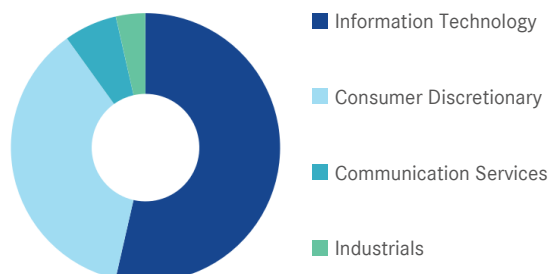


Size	Count	Weight
Large-Cap (> 6 bn)	60	67.31%
Mid-Cap (1.5 bn - 6 bn)	19	19.97%
Small-Cap (0.2 bn - 1.5 bn)	13	12.73%
Micro-Cap (0.0 bn - 0.2 bn)	0	0.00%

BlueStar Autonomous Driving Index

Sector Weightings

Sector	Count	Weight
Information Technology	42	53.58%
Consumer Discretionary	37	36.49%
Communication Services	7	6.39%
Industrials	6	3.54%



Index Components

Top Components by Weight	Country	Weight	Best Performing Components	YTD	1 Day
ADVANCED MICRO DEVICES	US	3.13%	INNOVIZ TECHNOLOGIES LTD	-47.17%	9.74%
ALPHABET INC-CL A	US	2.78%	SPOTIFY TECHNOLOGY SA	-25.91%	3.14%
NVIDIA CORP	US	2.76%	Renesas Electronics Corp	2.56%	3.13%
ACCENTURE PLC-CL A	IE	2.72%	AMBARELLA INC	14.89%	2.99%
LI AUTO INC	KY	2.62%	Koito Manufacturing Co	-9.72%	2.82%
Allegro MicroSystems, Inc.	US	2.62%			
Yokowo Co Ltd	JP	2.61%			
XILINX INC	US	2.54%			
INFINEON TECHNOLOGIES AG	DE	2.42%			
AMBARELLA INC	KY	2.39%			
TEXAS INSTRUMENTS INC	US	2.32%			
PANASONIC CORP	JP	2.32%			
Subtotal		31.25%			

Worst Performing Components	YTD	1 Day
Himax Technologies ADR	62.44%	-5.14%
Adient Inc.	15.47%	-4.22%
Velodyne Lidar Inc	-71.30%	-3.82%
Visteon Corp	-15.29%	-3.13%
Luminar Technologies, Inc	-51.09%	-2.98%

Symbols

	Symbol	ISIN	WKN	Sedol	Bloomberg	Reuters	Telekurs
Price Index	-	-	-	-	-	-	-
Total Return Net	BAUTNTR	DE000A3CLJ21	A3CLJ2	BLNPNG5	BAUTNTR	.BAUTNTR	57061604
Total Return Gross	-	-	-	-	-	-	-

For further information visit www.mvis-indices.com

Nothing on this factsheet shall be considered a solicitation to buy or an offer to sell a security, or any other product or service, to any person in any jurisdiction where such offer, solicitation, purchase or sale would be unlawful under the laws of such jurisdiction. Neither MV Index Solutions GmbH nor any of its licensors makes any warranties or representations, express or implied, to the user with respect to any of the data contained herein. The data is provided for informational purposes only, and the Company shall not be responsible or liable for the accuracy, usefulness or availability of any information transmitted or made available through it. The MVIS® indices are protected through various intellectual property rights and unfair competition and misappropriation laws. In particular, Van Eck Associates Corporation has registered the "MVIS" trademark. You require a licence to launch any product whose performance is linked to the value of a particular MVIS® index and for all use of the MVIS® name or name of the MVIS® index in the marketing of the product. All information shown prior to the index launch date is simulated performance data created from backtesting ("simulated past performance"). Simulated past performance is not actual but hypothetical performance based on the same or fundamentally the same methodology that was in effect when the index was launched. Simulated past performance may materially differ from the actual performance. Actual or simulated past performance is no guarantee for future results.