

BlueStar Autonomous Driving Index

An index of global equities of companies whose products or services are related to the development of autonomous driving technology including: advanced driver assistance or autonomous driving systems, vehicle-to-vehicle and vehicle-to-everything communications, and automobile-embedded machine learning systems. The index also includes companies offering products and services related to in-car experiences and fleet management that are enabled by autonomous driving technology.

Key Features



All Time High/Low 52-Week High/Low

Total Return Net Index 502.83/100.00 502.83/283.53

Size and Liquidity Requirements

Float-adjusted market capitalization of at least 150 mln USD. Six-month average-daily-value-traded of at least 500000 USD.

Universe

Companies have to offer products or services that facilitate ADAS or autonomous driving, fleet management, or automobile infotainment.

Diversification

Companies are equally weighted within tiers.

Review

Semi-annual in June and December.

Index Data

INDEX PARAMETERS

Launch Date	10 May 2018	Components	94
Type	Sector	Volatility (1 year)	21.77
Currency	USD	Full MCap bn USD	6,149.01
Base Date	28 Dec 2012	Float MCap bn USD	4,488.03
Base Value	100.00	Correlation* (1 year)	0.6889

* NASDAQ OMX Global Automobile

FUNDAMENTALS*

Price/Earnings Trailing	-274.85
Price/Book	2.85
Price/Sales	1.41
Price/Cash Flow	12.78
Dividend Yield	0.69

* as of 31 May 2021

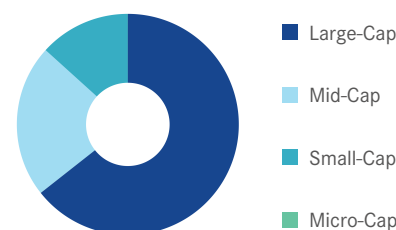
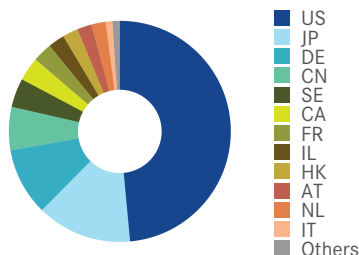
ANNUALISED PERFORMANCE*

1 Month	1.17%
1 Year	75.42%
3 Years	20.83%
5 Years	24.35%
Since Inception	20.76%

* Total Return Net Index

Country and Size Weightings

Country	Count	Weight
United States	49	48.54%
Japan	14	13.83%
Germany	10	9.90%
China	4	6.30%
Sweden	3	4.26%
Canada	2	3.45%
France	3	2.82%
Israel	2	2.43%
Hong Kong	1	2.24%
Austria	1	2.16%
Netherlands	1	2.05%
Italy	2	0.97%
Others	2	1.07%

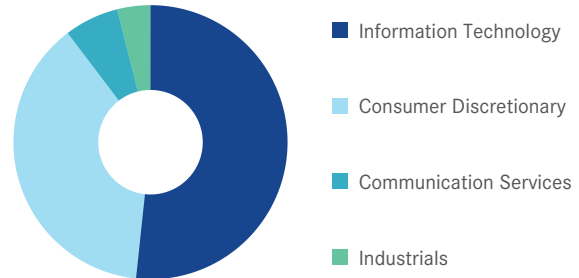


Size	Count	Weight
Large-Cap (> 6 bn)	60	64.38%
Mid-Cap (1.5 bn - 6 bn)	22	22.34%
Small-Cap (0.2 bn - 1.5 bn)	12	13.28%
Micro-Cap (0.0 bn - 0.2 bn)	0	0.00%

BlueStar Autonomous Driving Index

Sector Weightings

Sector	Count	Weight
Information Technology	44	51.71%
Consumer Discretionary	37	37.95%
Communication Services	7	6.44%
Industrials	6	3.90%



Index Components

Top Components by Weight	Country	Weight	Best Performing Components	YTD	1 Day
LI AUTO INC	KY	2.92%	Himax Technologies ADR	119.38%	7.51%
ADVANCED MICRO DEVICES	US	2.37%	Smart Eye AB	8.80%	4.63%
BAIDU INC - SPON ADR	KY	2.33%	SKYWORKS SOLUTIONS INC	25.61%	4.52%
Yokowo Co Ltd	JP	2.32%	HELLA GmbH & Co. KGaA	8.44%	3.80%
NVIDIA CORP	US	2.30%	INFINEON TECHNOLOGIES AG	7.53%	3.22%
AMBARRELLA INC	KY	2.30%			
ACCENTURE PLC-CL A	IE	2.26%			
Allegro MicroSystems, Inc.	US	2.25%	Worst Performing Components	YTD	1 Day
Nexteer Automotive	HK	2.24%	Luminar Technologies, Inc	-35.29%	-5.09%
SKYWORKS SOLUTIONS INC	US	2.22%	BLACKBERRY LTD	84.62%	-4.38%
ALPHABET INC-CL A	US	2.22%	Foresight Autonomous Holdings Ltd ADR	8.33%	-3.07%
TEXAS INSTRUMENTS INC	US	2.21%	JTEKT Corp	34.25%	-2.78%
Subtotal		27.92%	CERENCE INC	8.57%	-2.49%

Symbols

	Symbol	ISIN	WKN	Sedol	Bloomberg	Reuters	Telekurs
Price Index	-	-	-	-	-	-	-
Total Return Net	BAUTNTR	DE000A3CLJ21	A3CLJ2	BLNPNG5	BAUTNTR	.BAUTNTR	57061604
Total Return Gross	-	-	-	-	-	-	-

For further information visit www.mvis-indices.com

Nothing on this factsheet shall be considered a solicitation to buy or an offer to sell a security, or any other product or service, to any person in any jurisdiction where such offer, solicitation, purchase or sale would be unlawful under the laws of such jurisdiction. Neither MV Index Solutions GmbH nor any of its licensors makes any warranties or representations, express or implied, to the user with respect to any of the data contained herein. The data is provided for informational purposes only, and the Company shall not be responsible or liable for the accuracy, usefulness or availability of any information transmitted or made available through it. The MVIS® indices are protected through various intellectual property rights and unfair competition and misappropriation laws. In particular, Van Eck Associates Corporation has registered the "MVIS" trademark. You require a licence to launch any product whose performance is linked to the value of a particular MVIS® index and for all use of the MVIS® name or name of the MVIS® index in the marketing of the product. All information shown prior to the index launch date is simulated performance data created from backtesting ("simulated past performance"). Simulated past performance is not actual but hypothetical performance based on the same or fundamentally the same methodology that was in effect when the index was launched. Simulated past performance may materially differ from the actual performance. Actual or simulated past performance is no guarantee for future results.