

BlueStar China Mainland Consumer 50 Index

The BlueStar China Mainland Consumer 50 Index is an index of China Mainland listed securities that derive 50% of revenue from within China and Hong Kong and are primarily engaged in the consumer discretionary or consumer staples sectors.

Key Features



All Time High/Low **52-Week High/Low**

Total Return Net Index 345.23/78.95 345.23/185.18

Size and Liquidity Requirements

Full market capitalization of at least 2.0 bln USD. Three month average daily value traded of at least 5 mln USD at a review and also at the previous two quarters. At least 250,000 shares traded per month over the last six months at a review and also at the previous two reviews.

Pure-Play

Companies have to generate at least 50% of revenue from consumer staples or consumer discretionary sectors and from within China or Hong Kong.

Diversification

Company weightings are capped at 10%.

Index Data

INDEX PARAMETERS

Launch Date	24 Jun 2021	Components	50
Type	Sector	Volatility (1 year)	28.86
Currency	USD	Full MCap bn USD	0.25
Base Date	31 Dec 2015	Float MCap bn USD	0.25
Base Value	100.00	Correlation* (1 year)	0.5739

* FTSE China

Review


FUNDAMENTALS*		ANNUALISED PERFORMANCE*	
Price/Earnings Trailing	30.09	1 Month	-5.76%
Price/Book	5.32	1 Year	50.53%
Price/Sales	2.66	3 Years	27.24%
Price/Cash Flow	21.88	5 Years	25.31%
Dividend Yield	1.24	Since Inception	20.51%

* as of 31 May 2021


* Total Return Net Index

Country and Size Weightings

Country	Count	Weight
China	50	100.00%



■ CN



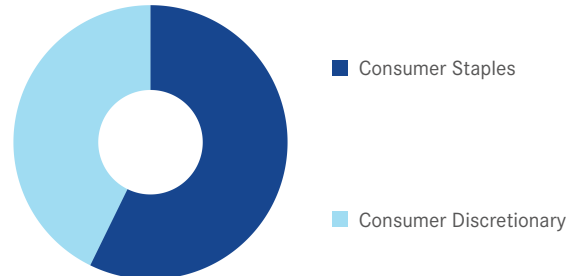
- Large-Cap
- Mid-Cap
- Small-Cap
- Micro-Cap

Size	Count	Weight
Large-Cap (> 6 bn)	0	0.00%
Mid-Cap (1.5 bn - 6 bn)	0	0.00%
Small-Cap (0.2 bn - 1.5 bn)	0	0.00%
Micro-Cap (0.0 bn - 0.2 bn)	50	100.00%

BlueStar China Mainland Consumer 50 Index

Sector Weightings

Sector	Count	Weight
Consumer Staples	26	57.27%
Consumer Discretionary	24	42.73%



Index Components

Top Components by Weight	Country	Weight	Best Performing Components	YTD	1 Day
WULIANGYE YIBIN CO LTD	CN	9.81%	SHANGHAI JIN JIANG INTERNATIONAL HOT ...	9.58%	4.66%
KWEICHOW MOUTAI CO LTD	CN	9.52%	TONGWEI CO LTD-A	14.64%	4.43%
MIDEA GROUP CO LTD	CN	6.61%	TSINGTAO BREWERY CO LTD-A	17.99%	3.16%
CHINA TOURISM GROUP DUTY FREE CORP LTD	CN	5.32%	CHONGQING BREWERY CO LTD	69.04%	1.99%
BYD CO LTD -A	CN	5.21%	BEIJING ROBOROCK TECHNOLOG-A	19.36%	1.74%
GREE ELECTRIC APPLIANCES I-A	CN	4.58%			
INNER MONGOLIA YILI INDUSTRIAL GROUP ...	CN	4.03%			
FOSHAN HAITIAN FLAVOURING -A	CN	3.44%			
LUZHOU LAOJIAO CO LTD-A	CN	3.23%			
MUYUAN FOODSTUFF CO LTD-A	CN	3.08%			
SHANXI XINGHUACUN FEN WINE FACTORY C ...	CN	2.55%			
HAIER SMART HOME CO LTD	CN	2.48%			
Subtotal		59.86%			

Worst Performing Components	YTD	1 Day
BAIC BLUEPARK NEW ENERGY TECHNOLOGY ...	61.19%	-7.46%
CHONGQING SOKON INDUSTRY G-A	315.58%	-6.55%
HUAYU AUTOMOTIVE SYSTEMS COMPANY LIM ...	-8.67%	-5.85%
JIANGSU YANGHE BREWERY JOINT-S	-11.38%	-4.41%
YIHAI KERRY ARAWANA HOLDINGS CO LTD	-21.07%	-4.22%

Symbols

	Symbol	ISIN	WKN	Sedol	Bloomberg	Reuters	Telekurs
Price Index	BCCON	DE000SLOCHL2	SLOCHL	BM8ZSV7	BCCON	.BCCON	111141157
Total Return Net	BCCONNTR	DE000SLOCHM0	SLOCHM	BM8ZSW8	BCCONNTR	.BCCONNTR	111141160
Total Return Gross	-	-	-	-	-	-	-

For further information visit www.mvis-indices.com

Nothing on this factsheet shall be considered a solicitation to buy or an offer to sell a security, or any other product or service, to any person in any jurisdiction where such offer, solicitation, purchase or sale would be unlawful under the laws of such jurisdiction. Neither MV Index Solutions GmbH nor any of its licensors makes any warranties or representations, express or implied, to the user with respect to any of the data contained herein. The data is provided for informational purposes only, and the Company shall not be responsible or liable for the accuracy, usefulness or availability of any information transmitted or made available through it. The MVIS® indices are protected through various intellectual property rights and unfair competition and misappropriation laws. In particular, Van Eck Associates Corporation has registered the "MVIS" trademark. You require a licence to launch any product whose performance is linked to the value of a particular MVIS® index and for all use of the MVIS® name or name of the MVIS® index in the marketing of the product. All information shown prior to the index launch date is simulated performance data created from backtesting ("simulated past performance"). Simulated past performance is not actual but hypothetical performance based on the same or fundamentally the same methodology that was in effect when the index was launched. Simulated past performance may materially differ from the actual performance. Actual or simulated past performance is no guarantee for future results.