

BlueStar Europe Travel and Vacation Index

The BlueStar Europe Travel and Vacation Index (BETOR) tracks the performance of the largest and most liquid travel companies incorporated or headquartered in Europe. This is a modified market cap-weighted index, and only includes companies that generate at least 50% of their revenue from travel or vacation-related products and services, such as hotel accommodations, casino resorts, commercial airlines, hotel time shares, ski resorts, online travel and event booking, and cruises. BETOR only includes companies that are incorporated or headquartered in Austria, Belgium, Denmark, England, France, Germany, Ireland, Italy, Luxembourg, Netherlands, Norway, Portugal, Spain, Sweden, Switzerland, or the United Kingdom.

Key Features



Size and Liquidity Requirements

Float-adjusted market capitalization of at least 500 mln USD. Three-month average-daily-value-traded of at least 2 mln USD.

Universe

Companies active in the travel and vacation industry.

Diversification

Company weightings are capped at 8%.

Review

Semi-annual in June and December.

All Time High/Low **52-Week High/Low**

Total Return Net Index 118.14/42.89 88.75/49.62

Index Data

INDEX PARAMETERS

Launch Date	12 May 2021	Components	25
Type	Sector	Volatility (1 year)	39.05
Currency	EUR	Full MCap bn USD	71.03
Base Date	31 Dec 2015	Float MCap bn USD	71.03
Base Value	100.00	Correlation* (1 year)	0.70

* MSCI World Hotels Restaurants & Leisure

FUNDAMENTALS*

Price/Earnings Trailing	-0.79
Price/Book	2.83
Price/Sales	0.69
Price/Cash Flow	19.36
Dividend Yield	0.99

* as of 31 Aug 2021

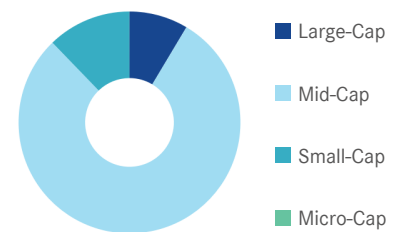
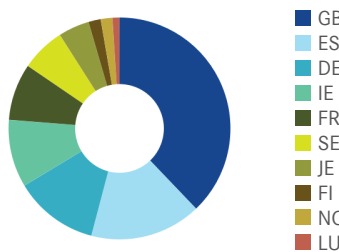
ANNUALISED PERFORMANCE*

1 Month	4.44%
1 Year	37.28%
3 Years	-11.70%
5 Years	-1.47%
Since Inception	-4.63%

* Total Return Net Index

Country and Size Weightings

Country	Count	Weight
United Kingdom	8	37.87%
Spain	3	16.22%
Germany	3	12.31%
Ireland	2	9.85%
France	2	8.30%
Sweden	3	6.43%
Jersey	1	4.51%
Finland	1	1.80%
Norway	1	1.68%
Luxembourg	1	1.03%

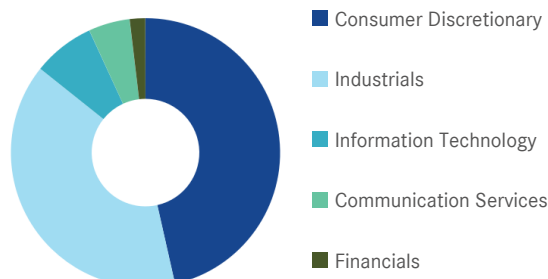


Size	Count	Weight
Large-Cap (> 6 bn)	1	8.59%
Mid-Cap (1.5 bn - 6 bn)	17	79.18%
Small-Cap (0.2 bn - 1.5 bn)	7	12.23%
Micro-Cap (0.0 bn - 0.2 bn)	0	0.00%

BlueStar Europe Travel and Vacation Index

Sector Weightings

Sector	Count	Weight
Consumer Discretionary	12	46.49%
Industrials	10	39.23%
Information Technology	1	7.44%
Communication Services	1	4.97%
Financials	1	1.88%



Index Components

Top Components by Weight	Country	Weight	Best Performing Components	YTD	1 Day
WHITBREAD PLC	GB	8.59%	INTERNATIONAL CONSOLIDATED AIRLINES	3.67%	10.57%
RYANAIR HOLDINGS PLC	IE	7.95%	DEUTSCHE LUFTHANSA AG	-23.23%	5.42%
INTERCONTINENTAL HOTELS GROUP PLC	GB	7.76%	AIR FRANCE-KLM	-23.47%	5.20%
AMADEUS IT GROUP SA CLASS A	ES	7.44%	AMADEUS IT GROUP SA CLASS A	-11.67%	3.91%
INTERNATIONAL CONSOLIDATED AIRLINES	ES	6.56%	ON THE BEACH GROUP PLC	-1.88%	3.84%
ACCOR SA	FR	6.03%			
EASYJET PLC	GB	5.25%			
CTS EVENTIM AG & CO KGAA	DE	4.97%			
WIZZ AIR HOLDINGS PLC	JE	4.51%			
CARNIVAL PLC	GB	4.43%			
TUI AG	DE	4.05%			
JET2 PLC	GB	3.87%			
Subtotal		71.41%			

Worst Performing Components	YTD	1 Day
NORWEGIAN AIR SHUTTLE ASA	-78.72%	-5.75%
SKISTAR AB CLASS B	51.71%	-3.74%
FINNAIR OYJ	-17.49%	-3.56%
INTERCONTINENTAL HOTELS GROUP PLC	-2.00%	-1.71%
RYANAIR HOLDINGS PLC	-1.70%	-1.34%

Symbols

	Symbol	ISIN	WKN	Sedol	Bloomberg	Reuters	Telekurs
Price Index	BETOR	DE000SL0C218	SL0C21	BNXM0L4	BETOR	.BETOR	111443864
Total Return Net	BETORNTR	DE000SL0C226	SL0C22	BNXM0M5	BETORNTR	.BETORNTR	111443868
Total Return Gross	-	-	-	-	-	-	-

For further information visit www.mvis-indices.com

Nothing on this factsheet shall be considered a solicitation to buy or an offer to sell a security, or any other product or service, to any person in any jurisdiction where such offer, solicitation, purchase or sale would be unlawful under the laws of such jurisdiction. Neither MV Index Solutions GmbH nor any of its licensors makes any warranties or representations, express or implied, to the user with respect to any of the data contained herein. The data is provided for informational purposes only, and the Company shall not be responsible or liable for the accuracy, usefulness or availability of any information transmitted or made available through it. The MVIS® indices are protected through various intellectual property rights and unfair competition and misappropriation laws. In particular, Van Eck Associates Corporation has registered the "MVIS" trademark. You require a licence to launch any product whose performance is linked to the value of a particular MVIS® index and for all use of the MVIS® name or name of the MVIS® index in the marketing of the product. All information shown prior to the index launch date is simulated performance data created from backtesting ("simulated past performance"). Simulated past performance is not actual but hypothetical performance based on the same or fundamentally the same methodology that was in effect when the index was launched. Simulated past performance may materially differ from the actual performance. Actual or simulated past performance is no guarantee for future results.