

BlueStar Electric Vehicle Industry Index

The BlueStar Electric Vehicle Industry Index (BEV) tracks the performance of the largest and most liquid companies in the global electric vehicle industry. This is a modified market cap-weighted index, and only includes companies that generate at least 50% of their revenue from electric vehicles or the sale of electric vehicle parts, charging technology, or related equipment.

Key Features



	All Time High/Low	52-Week High/Low
Total Return Net Index	406.42/55.46	406.42/186.08

Size and Liquidity Requirements

Full MCap of at least 200 million USD. Three month average-daily-trading volume of at least 1 million USD at review and also at the previous two reviews. At least 250,000 shares traded per month over the last six months at review and also at the two previous reviews.

Universe

Companies have to generate at least 10% of revenue from electric vehicles or 50% of revenue from el. vehicle parts/related equipment.

Diversification

Company weights are capped at 10%.

Review

Semi-annual in June and December.

Index Data

INDEX PARAMETERS

Launch Date	19 Jan 2021	Components	38
Type	Sector	Volatility (1 year)	51.70
Currency	USD	Full MCap bn USD	0.23
Base Date	29 Dec 2017	Float MCap bn USD	0.23
Base Value	100.00	Correlation* (1 year)	0.60

FUNDAMENTALS*

Price/Earnings Trailing	-27.50
Price/Book	4.66
Price/Sales	5.50
Price/Cash Flow	34.41
Dividend Yield	0.15

ANNUALISED PERFORMANCE*

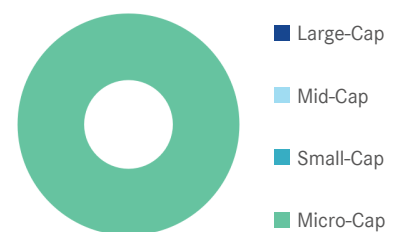
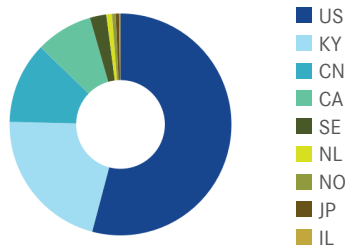
1 Month	-2.58%
1 Year	32.80%
3 Years	51.23%
5 Years	-
Since Inception	26.39%

* NYSE FactSet Global Autonomous Driving * as of 31 Aug 2021 and Electric Vehicle Index

* Total Return Net Index

Country and Size Weightings

Country	Count	Weight
United States	21	54.12%
Cayman Islands	6	21.25%
China	2	11.87%
Canada	4	8.32%
Sweden	1	2.40%
Netherlands	1	0.81%
Norway	1	0.54%
Japan	1	0.51%
Israel	1	0.18%

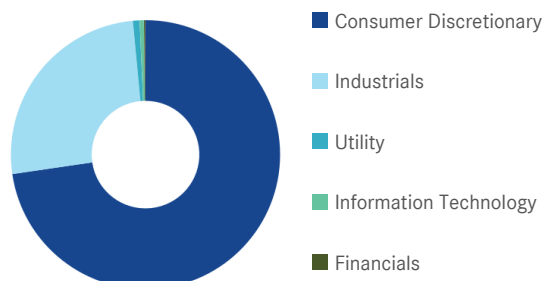


Size	Count	Weight
Large-Cap (> 6 bn)	0	0.00%
Mid-Cap (1.5 bn - 6 bn)	0	0.00%
Small-Cap (0.2 bn - 1.5 bn)	0	0.00%
Micro-Cap (0.0 bn - 0.2 bn)	38	100.00%

BlueStar Electric Vehicle Industry Index

Sector Weightings

Sector	Count	Weight
Consumer Discretionary	22	72.70%
Industrials	13	25.79%
Utility	1	0.81%
Information Technology	1	0.51%
Financials	1	0.18%



Index Components

Top Components by Weight	Country	Weight	Best Performing Components	YTD	1 Day
TESLA INC	US	12.19%	CANOO INC	-34.49%	21.83%
BYD CO LTD	CN	8.43%	FARADAY FUTURE INTELLIGENT ELECTRIC	11.40%	4.40%
NIO INC - ADR	KY	6.40%	GREENPOWER MOTOR CO INC	-49.02%	4.14%
LI AUTO INC	KY	4.84%	FIKSER INC	2.18%	3.03%
XPENG INC - ADR	KY	4.45%	TESLA INC	9.74%	2.75%
LUCID GROUP INC	US	4.23%			
ZHUZHOU CRRC TIMES ELECTRIC CO LTD	CN	3.44%			
FARADAY FUTURE INTELLIGENT ELECTRIC	US	3.05%			
LION ELECTRIC CO/THE	CA	2.83%			
QUANTUMSCAPE CORP	US	2.80%			
BALLARD POWER SYSTEMS INC	CA	2.63%			
CANOO INC	US	2.60%			
Subtotal		57.89%			

Worst Performing Components	YTD	1 Day
BLINK CHARGING CO	-31.98%	-5.31%
BALLARD POWER SYSTEMS INC	-37.01%	-5.15%
ROMEO POWER INC	-76.97%	-5.13%
ZHUZHOU CRRC TIMES ELECTRIC CO LTD	5.93%	-4.40%
LI AUTO INC	-9.43%	-4.25%

Symbols

	Symbol	ISIN	WKN	Sedol	Bloomberg	Reuters	Telekurs
Price Index	BEV	DE000SLOBXT4	SLOBXT	BMGCRJ1	BEV	.BEV	58802779
Total Return Net	BEVNTR	DE000SLOBXU2	SLOBXU	BMGCRK2	BEVNTR	.BEVNTR	58802780
Total Return Gross	-	-	-	-	-	-	-

For further information visit www.mvis-indices.com

Nothing on this factsheet shall be considered a solicitation to buy or an offer to sell a security, or any other product or service, to any person in any jurisdiction where such offer, solicitation, purchase or sale would be unlawful under the laws of such jurisdiction. Neither MV Index Solutions GmbH nor any of its licensors makes any warranties or representations, express or implied, to the user with respect to any of the data contained herein. The data is provided for informational purposes only, and the Company shall not be responsible or liable for the accuracy, usefulness or availability of any information transmitted or made available through it. The MVIS® indices are protected through various intellectual property rights and unfair competition and misappropriation laws. In particular, Van Eck Associates Corporation has registered the "MVIS" trademark. You require a licence to launch any product whose performance is linked to the value of a particular MVIS® index and for all use of the MVIS® name or name of the MVIS® index in the marketing of the product. All information shown prior to the index launch date is simulated performance data created from backtesting ("simulated past performance"). Simulated past performance is not actual but hypothetical performance based on the same or fundamentally the same methodology that was in effect when the index was launched. Simulated past performance may materially differ from the actual performance. Actual or simulated past performance is no guarantee for future results.