

BlueStar Machine Learning and Quantum Computing Index

An index of global equities or companies pioneering in the development or use of quantum computers, or whose products and services are required for machine learning based on traditional computing. Companies considered for inclusion for their relation to quantum computing may be involved in the development or production of: quantum computers or quantum computing chips, superconducting materials, or applications built on quantum computers. It has been licensed to underlie financial products with currently USD 111.8 million in assets under management.

Key Features



All Time High/Low **52-Week High/Low**

Total Return Net Index 450.40/87.37 450.40/271.22

Size and Liquidity Requirements

Float-adjusted market capitalization of at least 150 mln USD. Six-month average-daily-value-traded of at least 250 k USD.

Universe

Companies have to offer products or services related to quantum computing or machine learning technology.

Diversification

Companies are equally weighted.

Review

Semi-annual in June and December.

Index Data

INDEX PARAMETERS

Launch Date	07 Jun 2018	Components	70
Type	Sector	Volatility (1 year)	21.81
Currency	USD	Full MCap bn USD	0.39
Base Date	18 Dec 2015	Float MCap bn USD	0.39
Base Value	100.00	Correlation* (1 year)	0.0000

* -

FUNDAMENTALS*

Price/Earnings Trailing	42.47
Price/Book	3.88
Price/Sales	2.68
Price/Cash Flow	16.15
Dividend Yield	0.93

* as of 31 May 2021

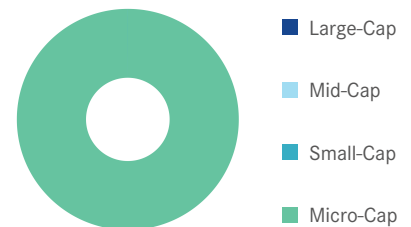
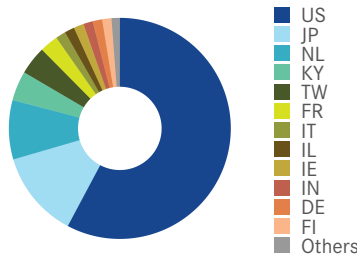
ANNUALISED PERFORMANCE*

1 Month	5.30%
1 Year	59.54%
3 Years	28.64%
5 Years	32.46%
Since Inception	30.86%

* Total Return Net Index

Country and Size Weightings

Country	Count	Weight
United States	40	57.79%
Japan	9	12.67%
Netherlands	6	8.68%
Cayman Islands	3	4.32%
Taiwan	3	4.16%
France	2	2.68%
Italy	1	1.47%
Israel	1	1.46%
Ireland	1	1.45%
India	1	1.40%
Germany	1	1.39%
Finland	1	1.33%
Others	1	1.21%

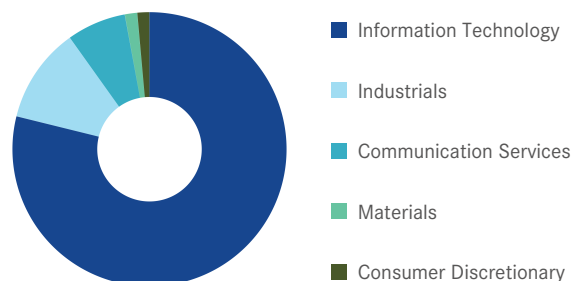


Size	Count	Weight
Large-Cap (> 6 bn)	0	0.00%
Mid-Cap (1.5 bn - 6 bn)	0	0.00%
Small-Cap (0.2 bn - 1.5 bn)	0	0.00%
Micro-Cap (0.0 bn - 0.2 bn)	70	100.00%

BlueStar Machine Learning and Quantum Computing Index

Sector Weightings

Sector	Count	Weight
Information Technology	55	78.87%
Industrials	8	11.25%
Communication Services	5	6.98%
Materials	1	1.47%
Consumer Discretionary	1	1.42%



Index Components

Top Components by Weight	Country	Weight	Best Performing Components	YTD	1 Day
MICROSTRATEGY INC-CL A	US	1.63%	NXP SEMICONDUCTOR NV	25.54%	2.78%
ELASTIC NV	NL	1.58%	INTERNATIONAL BUSINESS MACHINES CORP	19.39%	2.47%
MARVELL TECHNOLOGY INC	US	1.56%	RAYTHEON TECHNOLOGIES CORP	24.60%	2.42%
ALTERYX INC	US	1.56%	BROOKS AUTOMATION INC	38.51%	2.27%
SPLUNK INC	US	1.55%	Tower Semiconductor Ltd	5.15%	2.03%
SYNAPTICS INC	US	1.53%			
NVIDIA CORP	US	1.52%			
CADENCE DESIGN SYSTEMS INC	US	1.51%			
NEC CORP ORD	JP	1.50%			
MICROSOFT CORP	US	1.49%			
LATTICE SEMICONDUCTOR CORP	US	1.49%			
SYNOPSYS INC	US	1.48%			
Subtotal		18.40%			

Worst Performing Components	YTD	1 Day
MICROSTRATEGY INC-CL A	50.22%	-9.71%
MEDIATEK	23.60%	-5.36%
Mitsubishi Electric Corp	0.27%	-4.22%
Hitachi	37.07%	-4.11%
Renesas Electronics Corp	-0.66%	-3.42%

Symbols

	Symbol	ISIN	WKN	Sedol	Bloomberg	Reuters	Telekurs
Price Index	-	-	-	-	-	-	-
Total Return Net	-	-	-	-	-	-	-
Total Return Gross	BQTUMTR	DE000SLA5JF2	SLA5JF	BMGR4X9	BQTUMTR	.BQTUMTR	42196303

For further information visit www.mvis-indices.com

Nothing on this factsheet shall be considered a solicitation to buy or an offer to sell a security, or any other product or service, to any person in any jurisdiction where such offer, solicitation, purchase or sale would be unlawful under the laws of such jurisdiction. Neither MV Index Solutions GmbH nor any of its licensors makes any warranties or representations, express or implied, to the user with respect to any of the data contained herein. The data is provided for informational purposes only, and the Company shall not be responsible or liable for the accuracy, usefulness or availability of any information transmitted or made available through it. The MVIS® indices are protected through various intellectual property rights and unfair competition and misappropriation laws. In particular, Van Eck Associates Corporation has registered the "MVIS" trademark. You require a licence to launch any product whose performance is linked to the value of a particular MVIS® index and for all use of the MVIS® name or name of the MVIS® index in the marketing of the product. All information shown prior to the index launch date is simulated performance data created from backtesting ("simulated past performance"). Simulated past performance is not actual but hypothetical performance based on the same or fundamentally the same methodology that was in effect when the index was launched. Simulated past performance may materially differ from the actual performance. Actual or simulated past performance is no guarantee for future results.