

BlueStar Machine Learning and Quantum Computing Index

An index of global equities or companies pioneering in the development or use of quantum computers, or whose products and services are required for machine learning based on traditional computing. Companies considered for inclusion for their relation to quantum computing may be involved in the development or production of: quantum computers or quantum computing chips, superconducting materials, or applications built on quantum computers. It has been licensed to underlie financial products with currently USD 114.95 million in assets under management.

Key Features



All Time High/Low **52-Week High/Low**

Total Return Net Index 454.19/87.37 454.19/272.84

Size and Liquidity Requirements

Float-adjusted market capitalization of at least 150 mln USD. Six-month average-daily-value-traded of at least 250 k USD.

Universe

Companies have to offer products or services related to quantum computing or machine learning technology.

Diversification

Companies are equally weighted.

Review

Semi-annual in June and December.

Index Data

INDEX PARAMETERS

Launch Date	07 Jun 2018	Components	70
Type	Sector	Volatility (1 year)	21.71
Currency	USD	Full MCap bn USD	0.40
Base Date	18 Dec 2015	Float MCap bn USD	0.40
Base Value	100.00	Correlation* (1 year)	0.0000

* -

FUNDAMENTALS*

Price/Earnings Trailing	42.47
Price/Book	3.88
Price/Sales	2.68
Price/Cash Flow	16.15
Dividend Yield	0.93

* as of 31 May 2021

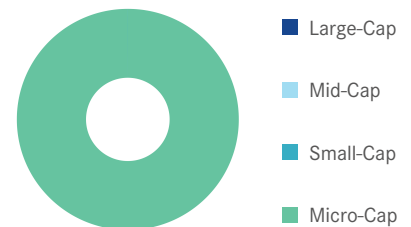
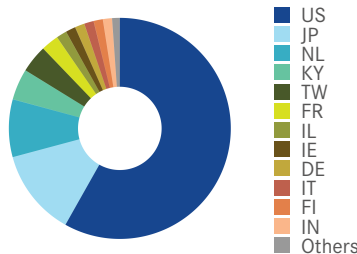
ANNUALISED PERFORMANCE*

1 Month	4.39%
1 Year	66.47%
3 Years	30.96%
5 Years	33.84%
Since Inception	31.47%

* Total Return Net Index

Country and Size Weightings

Country	Count	Weight
United States	40	58.17%
Japan	9	12.64%
Netherlands	6	8.45%
Cayman Islands	3	4.56%
Taiwan	3	4.06%
France	2	2.55%
Israel	1	1.53%
Ireland	1	1.45%
Germany	1	1.41%
Italy	1	1.41%
Finland	1	1.35%
India	1	1.33%
Others	1	1.11%

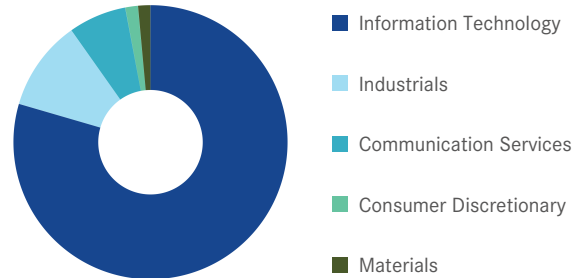


Size	Count	Weight
Large-Cap (> 6 bn)	0	0.00%
Mid-Cap (1.5 bn - 6 bn)	0	0.00%
Small-Cap (0.2 bn - 1.5 bn)	0	0.00%
Micro-Cap (0.0 bn - 0.2 bn)	70	100.00%

BlueStar Machine Learning and Quantum Computing Index

Sector Weightings

Sector	Count	Weight
Information Technology	55	79.52%
Industrials	8	10.67%
Communication Services	5	6.86%
Consumer Discretionary	1	1.48%
Materials	1	1.46%



Index Components

Top Components by Weight	Country	Weight	Best Performing Components	YTD	1 Day
MICROSTRATEGY INC-CL A	US	1.80%	MICROSTRATEGY INC-CL A	72.18%	7.18%
SPLUNK INC	US	1.71%	CIRRUS LOGIC INC	4.42%	4.48%
MARVELL TECHNOLOGY INC	US	1.61%	NEC CORP ORD	-4.66%	3.62%
NVIDIA CORP	US	1.59%	INFINEON TECHNOLOGIES AG	7.53%	3.22%
LATTICE SEMICONDUCTOR CORP	US	1.58%	XILINX INC	-1.55%	3.11%
ELASTIC NV	NL	1.56%			
SYNAPTICS INC	US	1.55%			
ADVANCED MICRO DEVICES	US	1.54%			
AMBARELLA INC	KY	1.54%			
BAIDU INC - SPON ADR	KY	1.53%			
XILINX INC	US	1.53%			
Tower Semiconductor Ltd	IL	1.53%			
Subtotal		19.08%			

Worst Performing Components	YTD	1 Day
BLACKBERRY LTD	84.62%	-4.38%
NORTHROP GRUMMAN CORP	19.34%	-2.67%
CERENCE INC	8.57%	-2.49%
ALTERYX INC	-28.52%	-2.40%
LOCKHEED MARTIN CORP	6.74%	-1.75%

Symbols

	Symbol	ISIN	WKN	Sedol	Bloomberg	Reuters	Telekurs
Price Index	-	-	-	-	-	-	-
Total Return Net	-	-	-	-	-	-	-
Total Return Gross	BQTUMTR	DE000SLA5JF2	SLA5JF	BMGR4X9	BQTUMTR	.BQTUMTR	42196303

For further information visit www.mvis-indices.com

Nothing on this factsheet shall be considered a solicitation to buy or an offer to sell a security, or any other product or service, to any person in any jurisdiction where such offer, solicitation, purchase or sale would be unlawful under the laws of such jurisdiction. Neither MV Index Solutions GmbH nor any of its licensors makes any warranties or representations, express or implied, to the user with respect to any of the data contained herein. The data is provided for informational purposes only, and the Company shall not be responsible or liable for the accuracy, usefulness or availability of any information transmitted or made available through it. The MVIS® indices are protected through various intellectual property rights and unfair competition and misappropriation laws. In particular, Van Eck Associates Corporation has registered the "MVIS" trademark. You require a licence to launch any product whose performance is linked to the value of a particular MVIS® index and for all use of the MVIS® name or name of the MVIS® index in the marketing of the product. All information shown prior to the index launch date is simulated performance data created from backtesting ("simulated past performance"). Simulated past performance is not actual but hypothetical performance based on the same or fundamentally the same methodology that was in effect when the index was launched. Simulated past performance may materially differ from the actual performance. Actual or simulated past performance is no guarantee for future results.