

BlueStar US Quantum & Future Computing Index

An index of US listed equities or companies pioneering in the development or use of quantum computers, or whose products and services are required for machine learning based on traditional computing. Companies considered for inclusion for their relation to quantum computing may be involved in the development or production of: quantum computers or quantum computing chips, superconducting materials, or applications built on quantum computers. Subset of BQTUMTR.

Key Features



All Time High/Low **52-Week High/Low**

Total Return Net Index 518.03/86.81 518.03/304.39

Size and Liquidity Requirements

Float-adjusted market capitalization of at least 150 mln USD. Six-month average-daily-value-traded of at least 250 k USD.

Universe

Companies have to offer products or services related to quantum computing or machine learning technology, and be US listed.

Diversification

Companies are equally weighted.

Review

Semi-annual in June and December.

Index Data

INDEX PARAMETERS

Launch Date	08 Mar 2021	Components	54
Type	Sector	Volatility (1 year)	26.63
Currency	USD	Full MCap bn USD	428.87
Base Date	18 Dec 2015	Float MCap bn USD	428.87
Base Value	100.00	Correlation* (1 year)	0.0000

* -

FUNDAMENTALS*

Price/Earnings Trailing	57.16
Price/Book	5.28
Price/Sales	4.15
Price/Cash Flow	21.70
Dividend Yield	0.71

* as of 31 May 2021

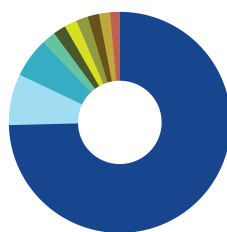
ANNUALISED PERFORMANCE*

1 Month	4.81%
1 Year	70.19%
3 Years	36.53%
5 Years	37.21%
Since Inception	34.63%


* Total Return Net Index

Country and Size Weightings

Country	Count	Weight
United States	40	74.63%
Netherlands	4	7.47%
Cayman Islands	3	5.84%
Israel	1	1.96%
Ireland	1	1.86%
Taiwan	1	1.82%
Finland	1	1.73%
India	1	1.70%
France	1	1.57%
Canada	1	1.43%



- US
- NL
- KY
- IL
- IE
- TW
- FI
- IN
- FR
- CA



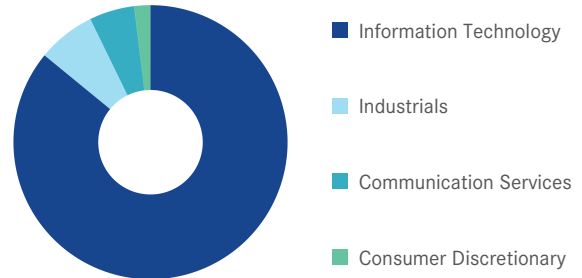
- Large-Cap
- Mid-Cap
- Small-Cap
- Micro-Cap

Size	Count	Weight
Large-Cap (> 6 bn)	54	100.00%
Mid-Cap (1.5 bn - 6 bn)	0	0.00%
Small-Cap (0.2 bn - 1.5 bn)	0	0.00%
Micro-Cap (0.0 bn - 0.2 bn)	0	0.00%

BlueStar US Quantum & Future Computing Index

Sector Weightings

Sector	Count	Weight
Information Technology	46	85.94%
Industrials	4	6.82%
Communication Services	3	5.33%
Consumer Discretionary	1	1.90%



Index Components

Top Components by Weight	Country	Weight	Best Performing Components	YTD	1 Day
MICROSTRATEGY INC-CL A	US	2.31%	MICROSTRATEGY INC-CL A	72.18%	7.18%
SPLUNK INC	US	2.19%	CIRRUS LOGIC INC	4.42%	4.48%
MARVELL TECHNOLOGY INC	US	2.07%	XILINX INC	-1.55%	3.11%
NVIDIA CORP	US	2.04%	ADVANCED MICRO DEVICES	-2.39%	2.80%
LATTICE SEMICONDUCTOR CORP	US	2.03%	QUALCOMM INC	-5.44%	2.08%
ELASTIC NV	NL	2.00%			
SYNAPTICS INC	US	1.99%			
ADVANCED MICRO DEVICES	US	1.98%	Worst Performing Components	YTD	1 Day
AMBARELLA INC	KY	1.97%	BLACKBERRY LTD	84.62%	-4.38%
BAIDU INC - SPON ADR	KY	1.97%	NORTHROP GRUMMAN CORP	19.34%	-2.67%
XILINX INC	US	1.96%	CERENCE INC	8.57%	-2.49%
Tower Semiconductor Ltd	IL	1.96%	ALTERYX INC	-28.52%	-2.40%
Subtotal		24.47%	LOCKHEED MARTIN CORP	6.74%	-1.75%

Symbols

	Symbol	ISIN	WKN	Sedol	Bloomberg	Reuters	Telekurs
Price Index	BUQFC	DE000SL0C6P6	SL0C6P	BMV3647	BUQFC	.BUQFC	110355584
Total Return Net	BUQFCNTR	DE000SL0C6Q4	SL0C6Q	BMV3658	BUQFCNTR	.BUQFCNTR	110355586
Total Return Gross	-	-	-	-	-	-	-

For further information visit www.mvis-indices.com

Nothing on this factsheet shall be considered a solicitation to buy or an offer to sell a security, or any other product or service, to any person in any jurisdiction where such offer, solicitation, purchase or sale would be unlawful under the laws of such jurisdiction. Neither MV Index Solutions GmbH nor any of its licensors makes any warranties or representations, express or implied, to the user with respect to any of the data contained herein. The data is provided for informational purposes only, and the Company shall not be responsible or liable for the accuracy, usefulness or availability of any information transmitted or made available through it. The MVIS® indices are protected through various intellectual property rights and unfair competition and misappropriation laws. In particular, Van Eck Associates Corporation has registered the "MVIS" trademark. You require a licence to launch any product whose performance is linked to the value of a particular MVIS® index and for all use of the MVIS® name or name of the MVIS® index in the marketing of the product. All information shown prior to the index launch date is simulated performance data created from backtesting ("simulated past performance"). Simulated past performance is not actual but hypothetical performance based on the same or fundamentally the same methodology that was in effect when the index was launched. Simulated past performance may materially differ from the actual performance. Actual or simulated past performance is no guarantee for future results.