

MVIS Colombia Index

The MVIS Colombia Index (MVCOLX) tracks the performance of the largest and most liquid companies in Colombia. The index is a modified market cap-weighted index, and it also includes non-local companies incorporated outside Colombia that generate at least 50% of their revenues in Chile. MVCOLX covers at least 90% of the investable universe.

Key Features



All Time High/Low **52-Week High/Low**

Total Return Net Index 2,745.92/473.10 1,127.52/748.38

Size and Liquidity Requirements

Full MCap of at least 150 mln USD. Three month average-daily-trading volume of at least 1 mln USD at a review and also at the previous two reviews. At least 250,000 shares traded per month over the last six months at a review and also at the previous two reviews.

Pure-Play

Index includes non-local companies.

Diversification

Company weightings are capped at 8%.

Review

Quarterly.

Index Data

INDEX PARAMETERS

Launch Date	10 Mar 2011	Components	20.00
Type	Country	Volatility (1 year)	21.82
Currency	USD	Full MCap bn USD	72.36
Base Date	28 Dec 2007	Float MCap bn USD	21.31
Base Value	1,000.00	Correlation* (1 year)	0.85

* MSCI Colombia IMI

FUNDAMENTALS*

Price/Earnings Trailing	20.38
Price/Book	1.03
Price/Sales	1.07
Price/Cash Flow	5.22
Dividend Yield	3.84

* as of 31 Jul 2021

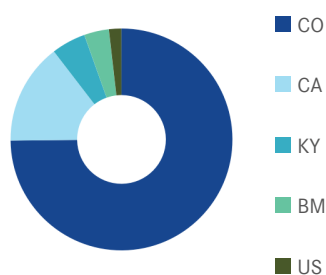
ANNUALISED PERFORMANCE*

1 Month	5.81%
1 Year	21.39%
3 Years	-7.81%
5 Years	-3.37%
Since Inception	0.27%

* Total Return Net Index

Country and Size Weightings

COUNTRY WEIGHTINGS EXCL. OFFSHORE*



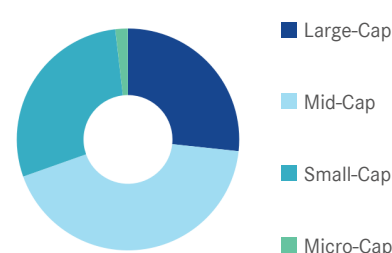
Country	Count	Weight
Colombia	13	74.85%
Canada	4	14.71%
Cayman Islands	1	5.01%
Bermuda	1	3.61%
United States	1	1.82%

COUNTRY WEIGHTINGS INCL. OFFSHORE*



Country	Offshore	Count	Weight
Colombia	7	20	100.00%

SIZE WEIGHTINGS



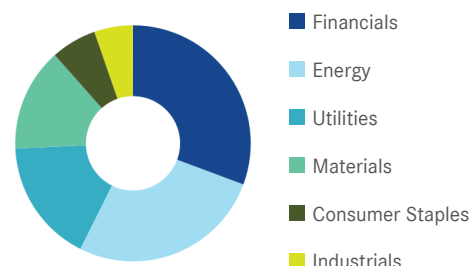
Size	Count	Weight
Large-Cap (> 6 bn)	4	26.71%
Mid-Cap (1.5 bn - 6 bn)	8	42.85%
Small-Cap (0.2 bn - 1.5 bn)	7	28.63%
Micro-Cap (0.0 bn - 0.2 bn)	1	1.82%

*Companies incorporated outside of a certain region or country that generate at least 50.00% of their revenues (or, where applicable, have at least 50.00% of their assets) in that region or country.

MVIS Colombia Index

Sector Weightings

Sector	Count	Weight	Count*	Weight*	Difference
Financials	5	28.94%	5	41.83%	-12.89%
Energy	6	25.20%	1	12.69%	12.51%
Utilities	3	15.97%	3	23.08%	-7.11%
Materials	3	13.32%	2	13.88%	-0.55%
Consumer Staples	1	5.89%	1	8.52%	-2.63%
Industrials	1	5.01%	0	0.00%	5.01%



* represent hypothetical values obtained excluding offshore components

Index Components

Top Components by Weight	Offshore	Country	Weight	Best Performing Components	YTD	1 Day
BANCOLOMBIA S.A.-SPONS ADR	-	CO	8.79%	GEOPARK LTD	-8.72%	2.88%
ECOPETROL SA-SPONSORED ADR	-	CO	8.78%	FRONTERA ENERGY CORP	119.12%	2.38%
INTERCONEXION ELECTRICA SA	-	CO	6.66%	CANACOL ENERGY LTD	-7.40%	2.16%
BANCO DE BOGOTA SA ORD	-	CO	6.37%	CELSIA SA	-14.19%	1.90%
GRUPO NUTRESA SA	-	CO	5.89%	CEMENTOS ARGOS SA	-11.16%	1.41%
GRUPO AVAL ACCIONES Y VALORES	-	CO	5.67%			
TECNOGLASS INC.	Y	KY	5.01%			
CEMENTOS ARGOS SA	-	CO	4.98%	Worst Performing Components	YTD	1 Day
GRUPO ENERGIA BOGOTA SA ESP	-	CO	4.90%	GRAN COLOMBIA GOLD CORP	-38.74%	-2.63%
GRUPO DE INVERSIONES SURAMERICANA SA	-	CO	4.76%	TECNOGLASS INC.	229.27%	-2.03%
BANCO DAVIVIENDA SA	-	CO	4.65%	PAREX RESOURCES INC	6.69%	-1.49%
GRUPO ARGOS SA	-	CO	4.62%	GRAN TIERRA ENERGY INC	46.81%	-1.31%
Subtotal			71.08%	GRUPO ARGOS SA	-27.99%	-1.04%

Symbols

	Symbol	ISIN	WKN	Sedol	Bloomberg	Reuters	Telekurs
Price Index	MVCOLX	DE000SLA0CP7	SLA0CP	B5V03C6	MVCOLX	.MVCOLX	12678105
Total Return Net	MVCOLXTR	DE000SLA0CT9	SLA0CT	B4VVWQ9	MVCOLXTR	.MVCOLXTR	12678097
Total Return Gross	-	-	-	-	-	-	-

For further information visit www.mvis-indices.com

Nothing on this factsheet shall be considered a solicitation to buy or an offer to sell a security, or any other product or service, to any person in any jurisdiction where such offer, solicitation, purchase or sale would be unlawful under the laws of such jurisdiction. Neither MV Index Solutions GmbH nor any of its licensors makes any warranties or representations, express or implied, to the user with respect to any of the data contained herein. The data is provided for informational purposes only, and the Company shall not be responsible or liable for the accuracy, usefulness or availability of any information transmitted or made available through it. The MVIS® indices are protected through various intellectual property rights and unfair competition and misappropriation laws. In particular, Van Eck Associates Corporation has registered the "MVIS" trademark. You require a licence to launch any product whose performance is linked to the value of a particular MVIS® index and for all use of the MVIS® name or name of the MVIS® index in the marketing of the product. All information shown prior to the index launch date is simulated performance data created from backtesting ("simulated past performance"). Simulated past performance is not actual but hypothetical performance based on the same or fundamentally the same methodology that was in effect when the index was launched. Simulated past performance may materially differ from the actual performance. Actual or simulated past performance is no guarantee for future results.