

MVIS Global Digital Assets Equity Index

The MVIS Global Digital Assets Equity Index (MVDAPP) tracks the performance of the largest and most liquid companies in the digital assets industry. This is a modified market cap-weighted index, and only includes companies that generate at least 50% of their revenue from digital asset services and products, such as exchanges, payment gateways, mining operations, software services, equipment and technology, digital asset infrastructure, or the facilitation of commerce with the use of digital assets. MVDAPP covers at least 90% of the investable universe.

Key Features



All Time High/Low **52-Week High/Low**

Total Return Net Index 1,246.11/682.50 -/-

Size and Liquidity Requirements

Full MCap of at least 150 mln USD. Three month average-daily-trading volume of at least 1 mln USD at a review and also at the previous two reviews. At least 250,000 shares traded per month over the last six months at a review and also at the previous two reviews.

Pure-Play

Companies have to generate at least 50% revenues from digital assets or related industries.

Diversification

Company weightings are capped at 8%.

Review

Quarterly.

Index Data

INDEX PARAMETERS

Launch Date	08 Mar 2021	Components	25
Type	Sector	Volatility (1 year)	51.38
Currency	USD	Full MCap bn USD	165.58
Base Date	26 Feb 2021	Float MCap bn USD	106.24
Base Value	1,000.00	Correlation* (1 year)	0.05

* FactSet Global Fintech Index

FUNDAMENTALS*

Price/Earnings Trailing	-13.27
Price/Book	6.09
Price/Sales	20.33
Price/Cash Flow	68.99
Dividend Yield	0.06

* as of 31 Aug 2021

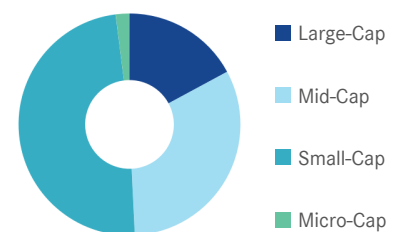
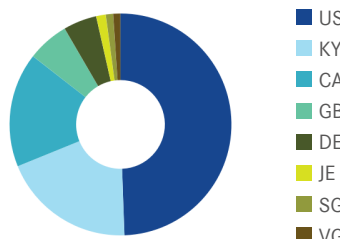
ANNUALISED PERFORMANCE*

1 Month	-8.38%
1 Year	-
3 Years	-
5 Years	-
Since Inception	-30.27%

* Total Return Net Index

Country and Size Weightings

Country	Count	Weight
United States	9	49.44%
Cayman Islands	6	19.40%
Canada	5	16.70%
United Kingdom	1	6.07%
Germany	1	4.87%
Jersey	1	1.41%
Singapore	1	1.07%
British Virgin Islands	1	1.05%

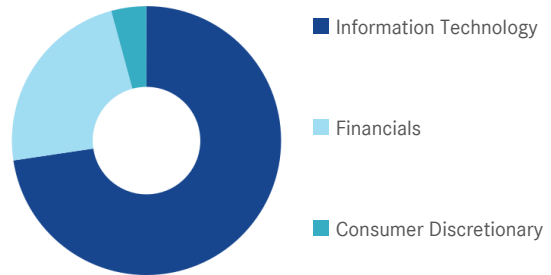


Size	Count	Weight
Large-Cap (> 6 bn)	2	17.15%
Mid-Cap (1.5 bn - 6 bn)	6	32.09%
Small-Cap (0.2 bn - 1.5 bn)	15	48.76%
Micro-Cap (0.0 bn - 0.2 bn)	2	2.00%

MVIS Global Digital Assets Equity Index

Sector Weightings

Sector	Count	Weight
Information Technology	17	70.75%
Financials	6	22.51%
Consumer Discretionary	1	4.12%



Index Components

Top Components by Weight	Country	Weight	Best Performing Components	YTD	1 Day
SQUARE INC - A	US	8.86%	DMG BLOCKCHAIN SOLUTIONS INC	53.84%	4.34%
COINBASE GLOBAL INC -CLASS A	US	8.29%	HUOBI TECHNOLOGY HOLDINGS LTD	81.76%	2.15%
MARATHON DIGITAL HOLDINGS INC	US	7.00%	COINBASE GLOBAL INC -CLASS A	-27.36%	0.82%
MICROSTRATEGY INC-CL A	US	6.64%	SQUARE INC - A	15.47%	0.43%
ARGO BLOCKCHAIN PLC	GB	6.07%	CIPHER MINING INC	23.72%	0.00%
RIOT BLOCKCHAIN INC	US	6.06%			
SILVERGATE CAPITAL CORP	US	5.63%			
NORTHERN DATA AG	DE	4.87%			
CANAAN INC	KY	4.34%			
VOYAGER DIGITAL LTD	CA	4.29%			
GALAXY DIGITAL HOLDINGS LTD	KY	4.13%			
BIT MINING LTD	KY	4.12%			
Subtotal		70.29%			

Worst Performing Components	YTD	1 Day
COINSHARES INTERNATIONAL LTD	-35.96%	-4.51%
VOYAGER DIGITAL LTD	168.78%	-4.05%
BITFARMS LTD/CANADA	124.21%	-3.84%
BIT MINING LTD	5.67%	-3.65%
CLEANSARK INC	-61.31%	-3.44%

Symbols

	Symbol	ISIN	WKN	Sedol	Bloomberg	Reuters	Telekurs
Price Index	MVDAPP	DE000SL0C6U6	SL0C6U	BMV3681	MVDAPP	.MVDAPP	110355581
Total Return Net	MVDAPPTR	DE000SL0C6V4	SL0C6V	BMV3681	MVDAPPTR	.MVDAPPTR	110355582
Total Return Gross	-	-	-	-	-	-	-

For further information visit www.mvis-indices.com

Nothing on this factsheet shall be considered a solicitation to buy or an offer to sell a security, or any other product or service, to any person in any jurisdiction where such offer, solicitation, purchase or sale would be unlawful under the laws of such jurisdiction. Neither MV Index Solutions GmbH nor any of its licensors makes any warranties or representations, express or implied, to the user with respect to any of the data contained herein. The data is provided for informational purposes only, and the Company shall not be responsible or liable for the accuracy, usefulness or availability of any information transmitted or made available through it. The MVIS® indices are protected through various intellectual property rights and unfair competition and misappropriation laws. In particular, Van Eck Associates Corporation has registered the "MVIS" trademark. You require a licence to launch any product whose performance is linked to the value of a particular MVIS® index and for all use of the MVIS® name or name of the MVIS® index in the marketing of the product. All information shown prior to the index launch date is simulated performance data created from backtesting ("simulated past performance"). Simulated past performance is not actual but hypothetical performance based on the same or fundamentally the same methodology that was in effect when the index was launched. Simulated past performance may materially differ from the actual performance. Actual or simulated past performance is no guarantee for future results.