

MVIS Global Video Gaming & eSports Index

The MVIS Global Video Gaming & eSports Index (MVESPO) tracks the performance of the largest and more liquid companies in the global video gaming and eSports industries. This is a modified market cap-weighted index, and only includes companies that generate at least 50% of their revenue from video gaming and/or eSports, such as video games development and related software/hardware, streaming services, and eSports events companies. MVESPO covers at least 90% of the investable universe.

Key Features



	All Time High/Low	52-Week High/Low
Total Return Net Index	7,566.65/996.69	7,566.65/5,573.50

Size and Liquidity Requirements

Full MCap of at least 150 mln USD. Three month average-daily-trading volume of at least 1 mln USD at a review and also at the previous two reviews. At least 250,000 shares traded per month over the last six months at a review and also at the previous two reviews.

Pure-Play

Companies have to generate at least 50% revenues from video gaming & eSports.

Diversification

Company weightings are capped at 8%.

Review

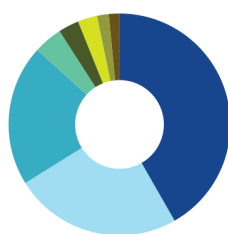
Quarterly.

Index Data

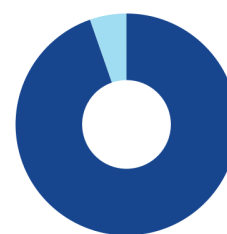
INDEX PARAMETERS		FUNDAMENTALS*		ANNUALISED PERFORMANCE*	
Launch Date	16 Jul 2018	Components	26	Price/Earnings Trailing	41.59
Type	Sector	Volatility (1 year)	21.83	Price/Book	5.58
Currency	USD	Full MCap bn USD	1,809.02	Price/Sales	6.58
Base Date	31 Dec 2014	Float MCap bn USD	1,258.02	Price/Cash Flow	22.75
Base Value	1,000.00	Correlation* (1 year)	0.61	Dividend Yield	0.59
		<i>* S&P Global 1200 Software Index</i>		<i>* as of 31 Aug 2021</i>	
				1 Month	0.26%
				1 Year	8.96%
				3 Years	26.52%
				5 Years	27.38%
				Since Inception	31.11%
				<i>* Total Return Net Index</i>	

Country and Size Weightings

Country	Count	Weight
United States	8	41.74%
Cayman Islands	5	24.39%
Japan	6	20.61%
South Korea	2	4.17%
Sweden	2	3.03%
France	1	2.81%
Taiwan	1	1.70%
Poland	1	1.55%



- US
- KY
- JP
- KR
- SE
- FR
- TW
- PL



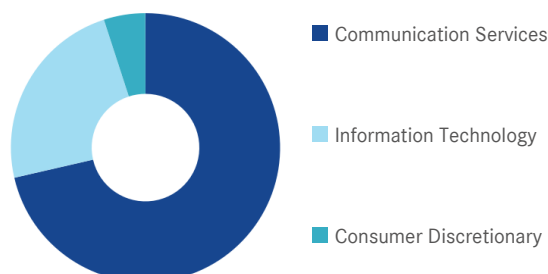
- Large-Cap
- Mid-Cap
- Small-Cap
- Micro-Cap

Size	Count	Weight
Large-Cap (> 6 bn)	22	94.67%
Mid-Cap (1.5 bn - 6 bn)	4	5.33%
Small-Cap (0.2 bn - 1.5 bn)	0	0.00%
Micro-Cap (0.0 bn - 0.2 bn)	0	0.00%

MVIS Global Video Gaming & eSports Index

Sector Weightings

Sector	Count	Weight
Communication Services	20	71.41%
Information Technology	5	23.58%
Consumer Discretionary	1	5.01%



Index Components

Top Components by Weight	Country	Weight	Best Performing Components	YTD	1 Day
NVIDIA CORP	US	8.41%	BILIBILI INC-SPONSORED ADR	-13.93%	4.56%
ADVANCED MICRO DEVICES	US	7.36%	NVIDIA CORP	68.19%	3.27%
TENCENT HOLDINGS LTD	KY	7.33%	CD PROJEKT RED	-32.61%	3.00%
SEA LTD	KY	6.82%	ROBLOX CORP	16.81%	2.95%
NINTENDO CO LTD	JP	6.29%	EMBRACER GROUP AB	-13.47%	2.89%
ACTIVISION BLIZZARD INC	US	5.34%			
BANDAI NAMCO HOLDINGS INC	JP	5.01%			
UNITY SOFTWARE INC	US	4.81%			
NETEASE INC-ADR	KY	4.79%			
ROBLOX CORP	US	4.68%			
TAKE-TWO INTERACTIVE SOFTWARE INC	US	4.39%			
ELECTRONIC ARTS INC	US	4.22%			
Subtotal		69.46%			

Worst Performing Components	YTD	1 Day
CAPCOM CO LTD	-8.33%	-3.52%
BANDAI NAMCO HOLDINGS INC	-7.09%	-2.39%
SQUARE ENIX HOLDINGS CO LTD ORD	-4.34%	-1.80%
KONAMI HOLDINGS CORP	10.44%	-1.70%
NEXON CO. LTD	-48.77%	-1.53%

Symbols

	Symbol	ISIN	WKN	Sedol	Bloomberg	Reuters	Telekurs
Price Index	MVESPO	DE000SLA5J17	SLA5J1	BG1G1D8	MVESPO	.MVESPO	42798282
Total Return Net	MVESPTR	DE000SLA5DJ7	SLA5DJ	BG1G1F0	MVESPTR	.MVESPTR	42798289
Total Return Gross	-	-	-	-	-	-	-

For further information visit www.mvis-indices.com

Nothing on this factsheet shall be considered a solicitation to buy or an offer to sell a security, or any other product or service, to any person in any jurisdiction where such offer, solicitation, purchase or sale would be unlawful under the laws of such jurisdiction. Neither MV Index Solutions GmbH nor any of its licensors makes any warranties or representations, express or implied, to the user with respect to any of the data contained herein. The data is provided for informational purposes only, and the Company shall not be responsible or liable for the accuracy, usefulness or availability of any information transmitted or made available through it. The MVIS® indices are protected through various intellectual property rights and unfair competition and misappropriation laws. In particular, Van Eck Associates Corporation has registered the "MVIS" trademark. You require a licence to launch any product whose performance is linked to the value of a particular MVIS® index and for all use of the MVIS® name or name of the MVIS® index in the marketing of the product. All information shown prior to the index launch date is simulated performance data created from backtesting ("simulated past performance"). Simulated past performance is not actual but hypothetical performance based on the same or fundamentally the same methodology that was in effect when the index was launched. Simulated past performance may materially differ from the actual performance. Actual or simulated past performance is no guarantee for future results.