

MVIS Global Junior Gold Miners Index

The modified market cap-weighted index tracks the performance of the most liquid junior companies in the global gold and silver mining industry. The pure-play index contains only companies that invest primarily in gold or silver, or generate at least 50% of their revenues from gold or silver mining or own properties that have the potential to generate at least 50% of their revenues from gold or silver mining when developed. The MVIS Global Junior Gold Miners Index (MVGDXJ) has been licensed to underlie financial products with currently USD 6376.55 million in assets under management.

Key Features



	All Time High/Low	52-Week High/Low
Total Return Net Index	3437.66/405.22	1595.87/1115.51

Size and Liquidity Requirements

Full MCap of at least 150 mln USD. Three month average-daily-trading volume of at least 1 mln USD at a review and also at the previous two reviews. At least 250,000 shares traded per month over the last six months at a review and also at the previous two reviews.

Pure-Play

Companies have to generate at least 50% revenues from gold or silver mining.

Diversification

Company weightings are capped at 8%.

Review

Quarterly.

Index Data

INDEX PARAMETERS

Launch Date	31 Aug 2009	Components	95
Type	Hard Asset	Volatility (1 year)	37.15
Currency	USD	Full MCap bn USD	129.45
Base Date	31 Dec 2003	Float MCap bn USD	87.60
Base Value	1,000.00	Correlation* (1 year)	0.9683

* NYSE ARCA Gold Miners

FUNDAMENTALS*

Price/Earnings Trailing	27.68
Price/Book	1.98
Price/Sales	2.91
Price/Cash Flow	7.97
Dividend Yield	0.97

* as of 31 May 2021

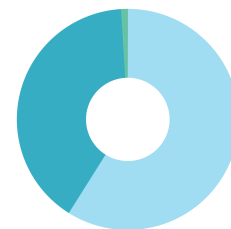
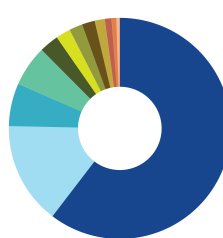
ANNUALISED PERFORMANCE*

1 Month	-15.71%
1 Year	-1.61%
3 Years	13.62%
5 Years	3.49%
Since Inception	0.91%

* Total Return Net Index

Country and Size Weightings

Country	Count	Weight
Canada	59	60.39%
Australia	17	14.94%
United Kingdom	4	6.27%
United States	5	5.96%
Indonesia	1	2.84%
South Africa	2	2.13%
Mexico	1	1.93%
Peru	1	1.91%
Jersey	2	1.45%
China	1	1.00%
Turkey	1	0.70%
British Virgin Islands	1	0.48%

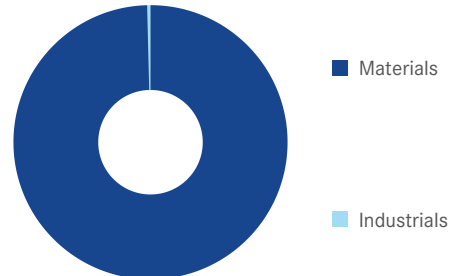


Size	Count	Weight
Large-Cap (> 6 bn)	0	0.00%
Mid-Cap (1.5 bn - 6 bn)	25	58.92%
Small-Cap (0.2 bn - 1.5 bn)	64	40.16%
Micro-Cap (0.0 bn - 0.2 bn)	6	0.92%

MVIS Global Junior Gold Miners Index

Sector Weightings

Sector	Count	Weight
Materials	94	99.63%
Industrials	1	0.37%



Index Components

Top Components by Weight	Country	Weight	Best Performing Components	YTD	1 Day
PAN AMERICAN SILVER CORP	CA	5.55%	FREGOLD VENTURES LTD	-19.30%	4.64%
EVOLUTION MINING LTD	AU	4.71%	WALLBRIDGE MINING CO LTD	-30.13%	3.48%
YAMANA GOLD INC	CA	4.06%	AURELIA METALS LTD	-11.68%	3.22%
FIRST MAJESTIC SILVER CORP	CA	3.93%	I 80 GOLD CORP	5.96%	1.60%
ENDEAVOUR MINING PLC	GB	3.54%	NEW PACIFIC METALS CORP	-27.14%	1.36%
B2GOLD CORP	CA	3.42%			
HECLA MINING CO	US	3.00%			
SSR MINING INC	CA	2.92%			
MERDEKA COPPER GOLD TBK PT	ID	2.84%			
ALAMOS GOLD INC	CA	2.63%			
INDUSTRIAS PENOLES SAB DE CV	MX	1.93%			
COMPANIA DE MINAS BUENAVENTURA SA	PE	1.91%			
Subtotal		40.43%			

Worst Performing Components	YTD	1 Day
GOLDEN STAR RESOURCES LTD	-31.00%	-10.18%
DACIAN GOLD LTD	-37.06%	-6.07%
CALIBRE MINING CORP	-29.89%	-5.57%
MCEWEN MINING INC	34.01%	-5.04%
GREAT PANTHER MINING LTD	-28.26%	-4.77%

Symbols

	Symbol	ISIN	WKN	Sedol	Bloomberg	Reuters	Telekurs
Price Index	MVGDXJ	DE000A1A4ZV8	A1A4ZV	B4MS195	MVGDXJ	.MVGDXJ	10508937
Total Return Net	MVGDXJTR	DE000A1A4ZW6	A1A4ZW	B4MS0R6	MVGDXJTR	.MVGDXJTR	10509207
Total Return Gross	-	-	-	-	-	-	-

For further information visit www.mvis-indices.com

Nothing on this factsheet shall be considered a solicitation to buy or an offer to sell a security, or any other product or service, to any person in any jurisdiction where such offer, solicitation, purchase or sale would be unlawful under the laws of such jurisdiction. Neither MV Index Solutions GmbH nor any of its licensors makes any warranties or representations, express or implied, to the user with respect to any of the data contained herein. The data is provided for informational purposes only, and the Company shall not be responsible or liable for the accuracy, usefulness or availability of any information transmitted or made available through it. The MVIS® indices are protected through various intellectual property rights and unfair competition and misappropriation laws. In particular, Van Eck Associates Corporation has registered the "MVIS" trademark. You require a licence to launch any product whose performance is linked to the value of a particular MVIS® index and for all use of the MVIS® name or name of the MVIS® index in the marketing of the product. All information shown prior to the index launch date is simulated performance data created from backtesting ("simulated past performance"). Simulated past performance is not actual but hypothetical performance based on the same or fundamentally the same methodology that was in effect when the index was launched. Simulated past performance may materially differ from the actual performance. Actual or simulated past performance is no guarantee for future results.