

MVIS Australia Resources (AUD) Index

The MVIS Australia Resources Index (MVMVR) tracks the performance of the largest and most liquid companies in the natural resources industries incorporated in Australia and listed on the Australia Stock Exchange. This is a modified market cap-weighted index, and it also includes non-local companies incorporated outside Australia which are listed on the ASX that generate at least 50% of their revenue from Australian natural resources, such physical energy commodities, mining, mining services, mining-related transportation, and producers of mining equipment and machinery. MVMVR covers at least 90% of the investable universe and is calculated in Australian Dollars.

Key Features



	All Time High/Low	52-Week High/Low
Total Return Net Index	1,510.72/586.29	1,451.88/1,165.01

Size and Liquidity Requirements

Full MCap of at least 150 mln USD. Three month average-daily-trading volume of at least 1 mln USD at a review and also at the previous two reviews. At least 250,000 shares traded per month over the last six months at a review and also at the previous two reviews.

Pure-Play

Companies have to generate at least 50% revenues from the Australian resources sector.

Diversification

Company weightings are capped at 8%.

Review

Quarterly.

Index Data

INDEX PARAMETERS

Launch Date	21 Dec 2012	Components	29
Type	Hard Asset	Volatility (1 year)	20.38
Currency	AUD	Full MCap bn USD	387.99
Base Date	29 Dec 2006	Float MCap bn USD	316.65
Base Value	1,000.00	Correlation* (1 year)	0.70

* MSCI Australia

FUNDAMENTALS*

Price/Earnings Trailing	15.30
Price/Book	1.91
Price/Sales	2.11
Price/Cash Flow	9.71
Dividend Yield	3.36

* as of 31 Aug 2021


ANNUALISED PERFORMANCE*

1 Month	-3.04%
1 Year	7.75%
3 Years	3.37%
5 Years	9.60%
Since Inception	1.71%

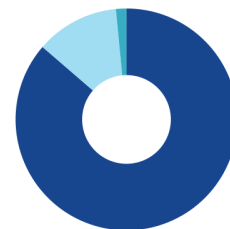
* Total Return Net Index

Country and Size Weightings

Country	Count	Weight
Australia	29	100.00%



■ AU



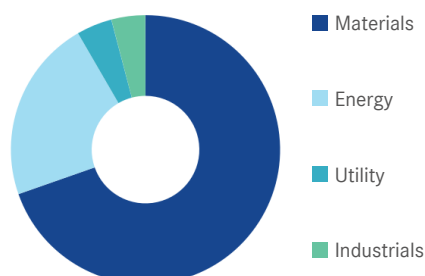
■ Large-Cap
■ Mid-Cap
■ Small-Cap
■ Micro-Cap

Size	Count	Weight
Large-Cap (> 6 bn)	19	86.33%
Mid-Cap (1.5 bn - 6 bn)	7	12.12%
Small-Cap (0.2 bn - 1.5 bn)	3	1.54%
Micro-Cap (0.0 bn - 0.2 bn)	0	0.00%

MVIS Australia Resources (AUD) Index

Sector Weightings

Sector	Count	Weight
Materials	20	69.64%
Energy	6	21.99%
Utility	1	4.29%
Industrials	2	4.08%



Index Components

Top Components by Weight	Country	Weight	Best Performing Components	YTD	1 Day
WOODSIDE PETROLEUM LTD	AU	7.79%	WH SOUL PATTINSON & CO LTD ORD	23.20%	2.90%
RIO TINTO LTD	AU	7.64%	SANTOS LTD	1.17%	1.00%
BHP GROUP LTD	AU	7.46%	WOODSIDE PETROLEUM LTD	-6.01%	0.89%
FORTESCUE METALS GROUP LTD	AU	6.33%	INCITEC PIVOT LTD	17.90%	0.22%
NEWCREST MINING LTD	AU	5.84%	OZ MINERALS LTD	17.03%	0.03%
SOUTH32 LTD	AU	5.66%			
SANTOS LTD	AU	5.60%			
OZ MINERALS LTD	AU	4.33%	Worst Performing Components	YTD	1 Day
ORIGIN ENERGY LTD	AU	4.29%	NORTHERN STAR RESOURCES LTD	-33.90%	-5.06%
NORTHERN STAR RESOURCES LTD	AU	4.28%	EVOLUTION MINING LTD	-30.03%	-4.79%
MINERAL RESOURCES LTD ORD	AU	4.26%	ST BARBARA LTD	-46.10%	-4.48%
AURIZON HOLDINGS LTD	AU	3.61%	REGIS RESOURCES LTD	-47.00%	-4.22%
Subtotal		67.08%	MINERAL RESOURCES LTD ORD	23.15%	-3.72%

Symbols

	Symbol	ISIN	WKN	Sedol	Bloomberg	Reuters	Telekurs
Price Index	MVMVR	DE000SLA0BW5	SLA0BW	B805C93	MVMVR	.MVMVR	20329825
Total Return Net	MVMVRTR	DE000SLA0BY1	SLA0BY	B7Y48S0	MVMVRTR	.MVMVRTR	20329828
Total Return Gross	MVMVRTRG	DE000SLA0BZ8	SLA0BZ	B85R346	MVMVRTRG	.MVMVRTRG	20801243

For further information visit www.mvis-indices.com

Nothing on this factsheet shall be considered a solicitation to buy or an offer to sell a security, or any other product or service, to any person in any jurisdiction where such offer, solicitation, purchase or sale would be unlawful under the laws of such jurisdiction. Neither MV Index Solutions GmbH nor any of its licensors makes any warranties or representations, express or implied, to the user with respect to any of the data contained herein. The data is provided for informational purposes only, and the Company shall not be responsible or liable for the accuracy, usefulness or availability of any information transmitted or made available through it. The MVIS® indices are protected through various intellectual property rights and unfair competition and misappropriation laws. In particular, Van Eck Associates Corporation has registered the "MVIS" trademark. You require a licence to launch any product whose performance is linked to the value of a particular MVIS® index and for all use of the MVIS® name or name of the MVIS® index in the marketing of the product. All information shown prior to the index launch date is simulated performance data created from backtesting ("simulated past performance"). Simulated past performance is not actual but hypothetical performance based on the same or fundamentally the same methodology that was in effect when the index was launched. Simulated past performance may materially differ from the actual performance. Actual or simulated past performance is no guarantee for future results.