

# MVIS US Listed Retail 25 Index

The MVIS US Listed Retail 25 Index (MVRTH) tracks the performance of the 25 largest and most liquid US exchange-listed companies in the retail industry. This is a modified market cap-weighted index, and only includes companies that generate at least 50% of their revenue from retail, such as retail distribution, wholesale, online retail, direct mail retail, multi-line retail, and specialty retail.

## Key Features



**All Time High/Low**      **52-Week High/Low**

**Total Return Net Index**      6,479.62/753.74      6,479.62/5,140.10

### Size and Liquidity Requirements

Full MCap of at least 150 mln USD. Three month average-daily-trading volume of at least 1 mln USD at a review and also at the previous two reviews. At least 250,000 shares traded per month over the last six months at a review and also at the previous two reviews.

### Pure-Play

Companies have to generate at least 50% revenues from retail.

### Diversification

Company weightings are capped at 20%.

### Review

Semi-annually.

## Index Data

### INDEX PARAMETERS

<b>Launch Date</b>	12 Aug 2011	<b>Components</b>	26
<b>Type</b>	Sector	<b>Volatility (1 year)</b>	15.14
<b>Currency</b>	USD	<b>Full MCap bn USD</b>	3,732.17
<b>Base Date</b>	29 Sep 2000	<b>Float MCap bn USD</b>	2,815.09
<b>Base Value</b>	1,000.00	<b>Correlation* (1 year)</b>	0.80

\* MSCI ACWI Retailing

### FUNDAMENTALS\*

<b>Price/Earnings Trailing</b>	32.94
<b>Price/Book</b>	7.64
<b>Price/Sales</b>	0.87
<b>Price/Cash Flow</b>	19.38
<b>Dividend Yield</b>	1.12

\* as of 31 Jul 2021

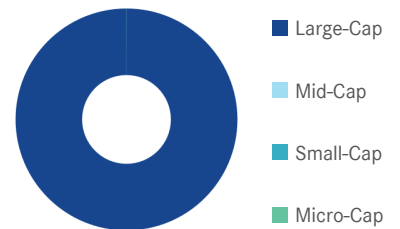
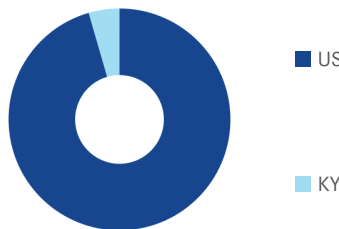
### ANNUALISED PERFORMANCE\*

<b>1 Month</b>	2.20%
<b>1 Year</b>	18.39%
<b>3 Years</b>	17.84%
<b>5 Years</b>	18.02%
<b>Since Inception</b>	9.33%

\* Total Return Net Index

## Country and Size Weightings

Country	Count	Weight
United States	25	95.53%
Cayman Islands	1	4.47%

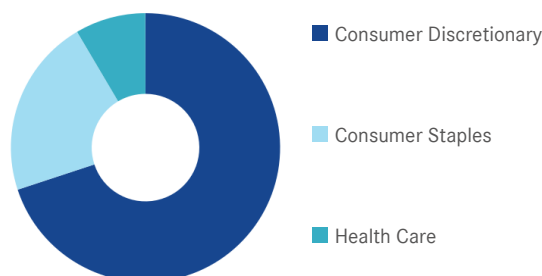


Size	Count	Weight
Large-Cap (> 6 bn)	26	100.00%
Mid-Cap (1.5 bn - 6 bn)	0	0.00%
Small-Cap (0.2 bn - 1.5 bn)	0	0.00%
Micro-Cap (0.0 bn - 0.2 bn)	0	0.00%

## MVIS US Listed Retail 25 Index

### Sector Weightings

Sector	Count	Weight
Consumer Discretionary	16	69.75%
Consumer Staples	5	21.50%
Health Care	4	8.46%



### Index Components

Top Components by Weight	Country	Weight	Best Performing Components	YTD	1 Day
AMAZON.COM INC	US	19.62%	AMAZON.COM INC	5.06%	2.15%
HOME DEPOT INC	US	11.58%	LULULEMON ATHLETICA INC	19.10%	2.11%
WALMART INC	US	8.43%	KROGER CO	47.69%	1.56%
COSTCO WHOLESALE CORP	US	5.64%	COSTCO WHOLESALE CORP	21.73%	1.24%
LOWES COS INC	US	5.06%	HOME DEPOT INC	24.56%	1.15%
TJX COMPANIES INC	US	4.74%			
TARGET CORP	US	4.55%			
JD.COM INC	KY	4.47%			
CVS HEALTH CORP	US	4.22%			
DOLLAR GENERAL CORP	US	3.50%			
O REILLY AUTOMOTIVE INC	US	3.06%			
SYSCO CORP	US	2.76%			
<b>Subtotal</b>		<b>77.63%</b>			

Worst Performing Components	YTD	1 Day
VICTORIAS SECRET & CO	57.46%	-2.51%
SYSCO CORP	8.27%	-1.57%
TJX COMPANIES INC	7.80%	-1.14%
CARDINAL HEALTH INC	-2.22%	-0.44%
LOWES COS INC	29.07%	-0.44%

### Symbols

	Symbol	ISIN	WKN	Sedol	Bloomberg	Reuters	Telekurs
<b>Price Index</b>	MVRTH	DE000SLA0LU8	SLA0LU	B3ZB7L8	MVRTH	.MVRTH	13624434
<b>Total Return Net</b>	MVRTHTR	DE000SLA0LV6	SLA0LV	B402887	MVRTHTR	.MVRTHTR	13624436
<b>Total Return Gross</b>	MVRTHTRG	DE000SLA1CH2	SLA1CH	B8BHHS2	MVRTHTRG	.MVRTHTRG	20729413

For further information visit [www.mvis-indices.com](http://www.mvis-indices.com)

Nothing on this factsheet shall be considered a solicitation to buy or an offer to sell a security, or any other product or service, to any person in any jurisdiction where such offer, solicitation, purchase or sale would be unlawful under the laws of such jurisdiction. Neither MV Index Solutions GmbH nor any of its licensors makes any warranties or representations, express or implied, to the user with respect to any of the data contained herein. The data is provided for informational purposes only, and the Company shall not be responsible or liable for the accuracy, usefulness or availability of any information transmitted or made available through it. The MVIS® indices are protected through various intellectual property rights and unfair competition and misappropriation laws. In particular, Van Eck Associates Corporation has registered the "MVIS" trademark. You require a licence to launch any product whose performance is linked to the value of a particular MVIS® index and for all use of the MVIS® name or name of the MVIS® index in the marketing of the product. All information shown prior to the index launch date is simulated performance data created from backtesting ("simulated past performance"). Simulated past performance is not actual but hypothetical performance based on the same or fundamentally the same methodology that was in effect when the index was launched. Simulated past performance may materially differ from the actual performance. Actual or simulated past performance is no guarantee for future results.