

# MVIS US Listed Semiconductor 10% Capped Index

The modified market cap-weighted index tracks the performance of the largest and most liquid US-listed companies that derive at least 50% of their revenues from semiconductors. The pure-play index contains only companies which are engaged primarily in the production of semiconductors and semiconductor equipment. It has been licensed to underlie financial products with currently USD 579.16 million in assets under management.

## Key Features



	All Time High/Low	52-Week High/Low
Total Return Net Index	10110.76/966.63	10110.76/5740.49

### Size and Liquidity Requirements

Full MCap of at least 150 mln USD. Three month average-daily-trading volume of at least 1 mln USD at a review and also at the previous two reviews. At least 250,000 shares traded per month over the last six months at a review and also at the previous two reviews.

### Pure-Play

Companies have to generate at least 50% revenues from semiconductors.

### Diversification

Company weightings are capped at 10%.

### Review

Semi-annually.

## Index Data

### INDEX PARAMETERS

Launch Date	13 Aug 2020	Components	25
Type	Sector	Volatility (1 year)	30.45
Currency	USD	Full MCap bn USD	3,103.44
Base Date	31 Dec 2011	Float MCap bn USD	2,446.93
Base Value	1,000.00	Correlation* (1 year)	0.9964

\* MVIS US Listed Semiconductor 25 Index

### FUNDAMENTALS\*

Price/Earnings Trailing	34.49
Price/Book	7.97
Price/Sales	8.26
Price/Cash Flow	22.31
Dividend Yield	1.07

\* as of 31 May 2021

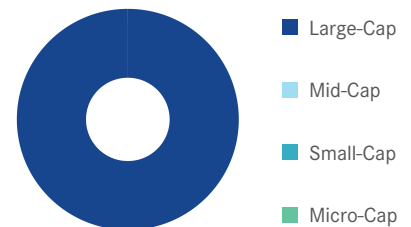
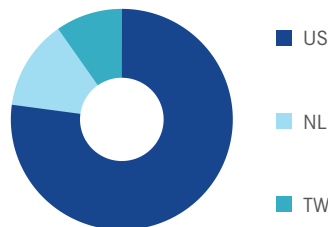
### ANNUALISED PERFORMANCE\*

1 Month	5.49%
1 Year	76.13%
3 Years	38.24%
5 Years	38.43%
Since Inception	27.58%

\* Total Return Net Index

## Country and Size Weightings

Country	Count	Weight
United States	21	77.14%
Netherlands	3	13.13%
Taiwan	1	9.73%

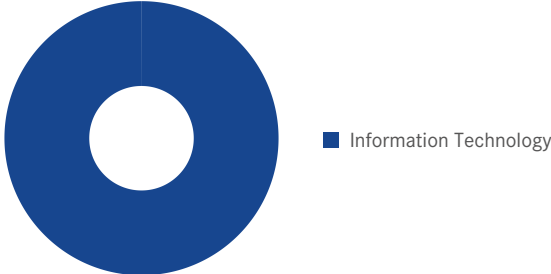


Size	Count	Weight
Large-Cap (> 6 bn)	25	100.00%
Mid-Cap (1.5 bn - 6 bn)	0	0.00%
Small-Cap (0.2 bn - 1.5 bn)	0	0.00%
Micro-Cap (0.0 bn - 0.2 bn)	0	0.00%

# MVIS US Listed Semiconductor 10% Capped Index

## Sector Weightings

Sector	Count	Weight
Information Technology	25	100.00%



## Index Components

Top Components by Weight	Country	Weight	Best Performing Components	YTD	1 Day
NVIDIA CORP	US	10.94%	SKYWORKS SOLUTIONS INC	25.61%	4.52%
ASML HOLDING NV-NY REG SHS	NL	9.77%	QORVO INC	17.68%	4.45%
TAIWAN SEMICONDUCTOR-SP ADR	TW	9.73%	XILINX INC	-1.55%	3.11%
INTEL CORP	US	9.44%	ADVANCED MICRO DEVICES	-2.39%	2.80%
TEXAS INSTRUMENTS INC	US	8.16%	QUALCOMM INC	-5.44%	2.08%
QUALCOMM INC	US	7.01%			
BROADCOM INC	US	6.24%			
APPLIED MATERIALS INC	US	5.66%			
ADVANCED MICRO DEVICES	US	5.10%			
MICRON TECHNOLOGY INC	US	4.36%			
LAM RESEARCH CORP	US	4.00%			
ANALOG DEVICES INC	US	2.62%			
<b>Subtotal</b>		<b>83.04%</b>			

Worst Performing Components	YTD	1 Day
INTEL CORP	15.28%	-1.27%
MICRON TECHNOLOGY INC	10.31%	-0.54%
UNIVERSAL DISPLAY CORP	-2.34%	-0.44%
ASML HOLDING NV-NY REG SHS	44.63%	-0.06%
NVIDIA CORP	53.49%	0.21%

## Symbols

	Symbol	ISIN	WKN	Sedol	Bloomberg	Reuters	Telekurs
<b>Price Index</b>	MVSMC	DE000SLOBFA1	SLOBFA	BKPVBK4	MVSMC	.MVSMC	56586692
<b>Total Return Net</b>	MVSMCTR	DE000SLOBFB9	SLOBFB	BKPVBM6	MVSMCTR	.MVSMCTR	56586690
<b>Total Return Gross</b>	MVSMCTRG	DE000SLOBFC7	SLOBFC	BKPVBL5	MVSMCTRG	.MVSMCTRG	56586688

For further information visit [www.mvis-indices.com](http://www.mvis-indices.com)

Nothing on this factsheet shall be considered a solicitation to buy or an offer to sell a security, or any other product or service, to any person in any jurisdiction where such offer, solicitation, purchase or sale would be unlawful under the laws of such jurisdiction. Neither MV Index Solutions GmbH nor any of its licensors makes any warranties or representations, express or implied, to the user with respect to any of the data contained herein. The data is provided for informational purposes only, and the Company shall not be responsible or liable for the accuracy, usefulness or availability of any information transmitted or made available through it. The MVIS® indices are protected through various intellectual property rights and unfair competition and misappropriation laws. In particular, Van Eck Associates Corporation has registered the “MVIS” trademark. You require a licence to launch any product whose performance is linked to the value of a particular MVIS® index and for all use of the MVIS® name or name of the MVIS® index in the marketing of the product. All information shown prior to the index launch date is simulated performance data created from backtesting (“simulated past performance”). Simulated past performance is not actual but hypothetical performance based on the same or fundamentally the same methodology that was in effect when the index was launched. Simulated past performance may materially differ from the actual performance. Actual or simulated past performance is no guarantee for future results.