

MVIS Global Space Industry ESG Index

The MVIS Global Space Industry ESG Index (MVSPC) tracks the performance of the largest and most liquid companies in the global space industry. This is a modified market cap-weighted index, and only includes companies that generate a majority of their revenue from products and services related to space exploration, rockets and propulsion systems, satellite equipment and communications solutions, or other satellite equipment related services. MVSPC covers at least 90% of the investable universe and adheres to ESG criteria.

Key Features



	All Time High/Low	52-Week High/Low
Total Return Net Index	1,445.01/561.29	1,445.01/1,009.96

Size and Liquidity Requirements

Full MCap of at least 150 mln USD. Three month average-daily-trading volume of at least 1 mln USD at a review and also at the previous two reviews. At least 250,000 shares traded per month over the last six months at a review and also at the previous two reviews.

Pure-Play

Companies have to generate at least 50% of revenues from space-related industries.

Diversification

Company weightings are capped at 8%.

Review

Quarterly.

Index Data

INDEX PARAMETERS

Launch Date	31 Aug 2021	Components	25
Type	Sector	Volatility (1 year)	25.87
Currency	USD	Full MCap bn USD	64.32
Base Date	31 Dec 2019	Float MCap bn USD	38.74
Base Value	1,000.00	Correlation* (1 year)	0.65

* FactSet Global Space Economy

FUNDAMENTALS*

Price/Earnings Trailing	72.84
Price/Book	1.32
Price/Sales	1.43
Price/Cash Flow	7.03
Dividend Yield	1.92

* as of 30 Nov 2021

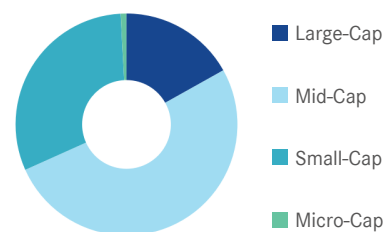
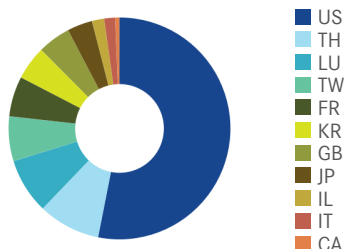
ANNUALISED PERFORMANCE*

1 Month	2.21%
1 Year	13.21%
3 Years	-
5 Years	-
Since Inception	7.17%

* Total Return Net Index

Country and Size Weightings

Country	Count	Weight
United States	13	53.10%
Thailand	2	9.06%
Luxembourg	1	8.09%
Taiwan	2	6.51%
France	1	5.86%
South Korea	1	4.91%
United Kingdom	1	4.80%
Japan	1	3.68%
Israel	1	1.78%
Italy	1	1.60%
Canada	1	0.61%

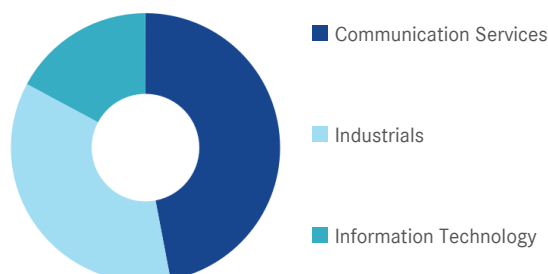


Size	Count	Weight
Large-Cap (> 6 bn)	3	16.90%
Mid-Cap (1.5 bn - 6 bn)	9	51.38%
Small-Cap (0.2 bn - 1.5 bn)	12	30.89%
Micro-Cap (0.0 bn - 0.2 bn)	1	0.83%

MVIS Global Space Industry ESG Index

Sector Weightings

Sector	Count	Weight
Communication Services	10	47.02%
Industrials	9	35.81%
Information Technology	6	17.17%



Index Components

Top Components by Weight	Country	Weight	Best Performing Components	YTD	1 Day
SES SA	LU	8.09%	VIRGIN GALACTIC HOLDINGS INC	-41.72%	6.06%
INTOUCH HOLDINGS PCL	TH	7.63%	MAXAR TECHNOLOGIES LTD	-22.84%	3.44%
VIRGIN GALACTIC HOLDINGS INC	US	6.95%	INTOUCH HOLDINGS PCL	33.14%	3.14%
IRIDIUM COMMUNICATIONS INC	US	6.78%	AVIO SPA	-2.47%	2.64%
EUTELSAT COMMUNICATIONS SA	FR	5.86%	KVH INDUSTRIES INC	-18.50%	1.87%
VIASAT INC	US	5.26%			
MAXAR TECHNOLOGIES LTD	US	5.24%			
HANWHA AEROSPACE CO LTD	KR	4.91%			
WISTRON NEWEB CORPORATION	TW	4.87%			
MELROSE INDUSTRIES PLC	GB	4.80%			
GOGO INC	US	4.65%			
HEXCEL	US	4.48%			
Subtotal		69.50%			

Worst Performing Components	YTD	1 Day
GLOBALSTAR INC	239.63%	-1.71%
DUCOMMUN INC	-14.02%	-1.20%
TELESAT CORP	-26.05%	-1.15%
MELROSE INDUSTRIES PLC	-13.66%	-1.00%
COMTECH TELECOMMUNICATIONS CORP	15.37%	-0.85%

Symbols

	Symbol	ISIN	WKN	Sedol	Bloomberg	Reuters	Telekurs
Price Index	MVSPC	DE000SL0D497	SL0D49	BP6SB09	MVSPC	.MVSPC	113319697
Total Return Net	MVSPCTR	DE000SL0D5A9	SL0D5A	BP6SB10	MVSPCTR	.MVSPCTR	113319698
Total Return Gross	-	-	-	-	-	-	-

For further information visit www.mvis-indices.com

Nothing on this factsheet shall be considered a solicitation to buy or an offer to sell a security, or any other product or service, to any person in any jurisdiction where such offer, solicitation, purchase or sale would be unlawful under the laws of such jurisdiction. Neither MV Index Solutions GmbH nor any of its licensors makes any warranties or representations, express or implied, to the user with respect to any of the data contained herein. The data is provided for informational purposes only, and the Company shall not be responsible or liable for the accuracy, usefulness or availability of any information transmitted or made available through it. The MVIS® indices are protected through various intellectual property rights and unfair competition and misappropriation laws. In particular, Van Eck Associates Corporation has registered the "MVIS" trademark. You require a licence to launch any product whose performance is linked to the value of a particular MVIS® index and for all use of the MVIS® name or name of the MVIS® index in the marketing of the product. All information shown prior to the index launch date is simulated performance data created from backtesting ("simulated past performance"). Simulated past performance is not actual but hypothetical performance based on the same or fundamentally the same methodology that was in effect when the index was launched. Simulated past performance may materially differ from the actual performance. Actual or simulated past performance is no guarantee for future results.