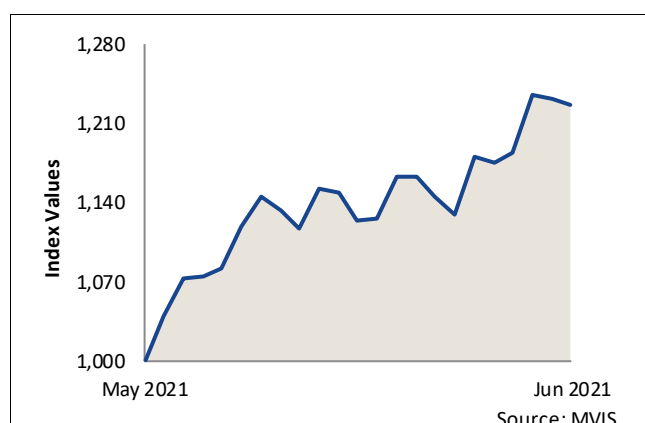


MVIS ANNOUNCES BEST PERFORMING INDICES IN JUNE 2021

Frankfurt (1 July 2021) – MV Index Solutions GmbH (MVIS[®]) today announced the top two performing MVIS/BlueStar Indices during June 2021 for the following index categories: Hard Assets/Sector/Thematic Indices, Country Indices, Australia Indices, Bond Indices and CryptoCompare Digital Assets Indices.

Hard Assets, Sector and Thematic Indices

BlueStar Electric Vehicle Industry Index (BEVNTR)
Month-To-Date Performance: 22.75%



The Index is licensed.

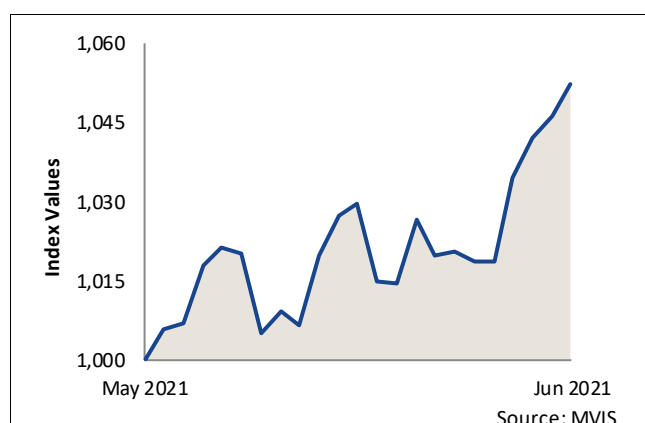
MVIS Global Unconventional Oil & Gas Index (MVFRAKTR)
Year-To-Date Performance: 73.98%



The Index is licensed.

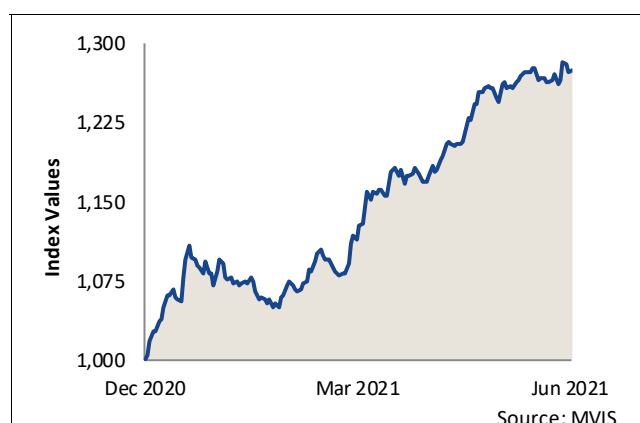
Country Indices

MVIS Vietnam Index (MVVNMTR)
Month-To-Date Performance: 5.24%



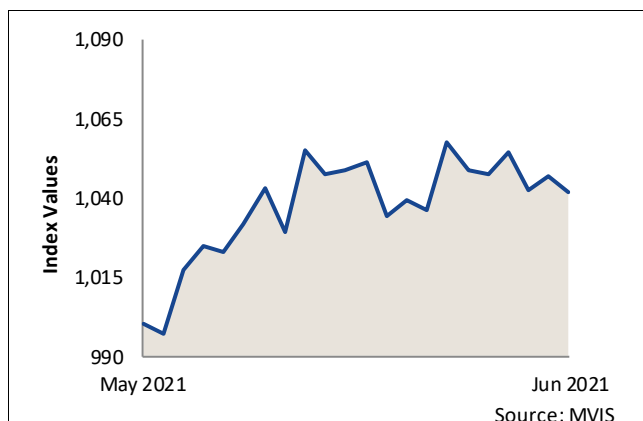
The Index is licensed.

MVIS United Arab Emirates Index (MVARETR)
Year-To-Date Performance: 27.57%



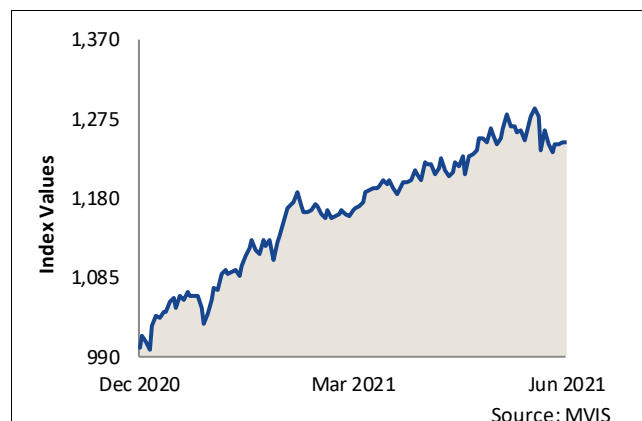
Australia Indices

MVIS Australia A-REITs (AUD) Index (MVMVATR)
Month-To-Date Performance: 4.22%



The Index is licensed.

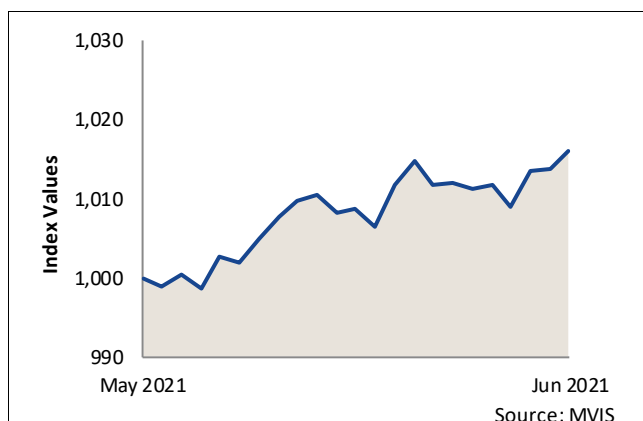
MVIS Australia Banks (AUD) Index (MVMVBTR)
Year-To-Date Performance: 24.69%



The Index is licensed.

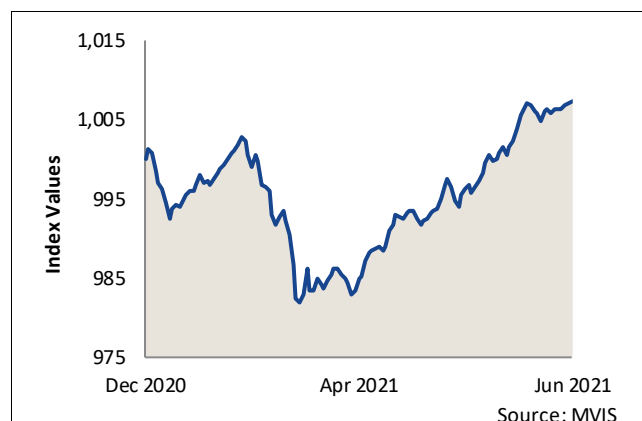
Bond Indices

MVIS Moody's Analytics US BBB Corp. Bond Index (MVBI)
Month-To-Date Performance: 1.60%



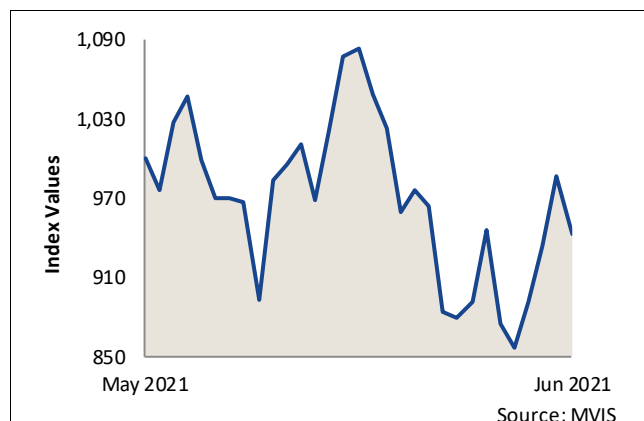
The Index is licensed.

MVIS EM Corporate Bond (USD&EUR) Index (MVEMCD)
Year-To-Date Performance: 0.75%



CryptoCompare Digital Assets Indices

MVIS CryptoCompare Inst'l Bitcoin Index (MVIBTC)
Month-To-Date Performance: -5.73%



The Index is licensed.

All index values are rebased to 1,000. Data as of 30 June 2021.

MVIS CryptoCompare Ethereum Cla Index Index (MVETC)
Year-To-Date Performance: 831.7%



MVIS Indices are licensed to underlie financial products. Detailed information can be found under [licensing](#) on our website.

Contact

Séverine Thäsler-Jäger, MV Index Solutions

+49 (0)69 4056 695 53

media-enquiries@mvis-indices.com

Note to Editors:

MV Index Solutions (MVIS) develops, monitors and licenses the MVIS Indices, a selection of focused, investable and diversified benchmark indices which are especially designed to underlie financial products. MVIS Indices cover several asset classes, including hard assets and international equity markets as well as fixed income markets. Approximately USD 31.89 billion in assets under management are currently invested in financial products based on MVIS Indices. MVIS is a VanEck company.