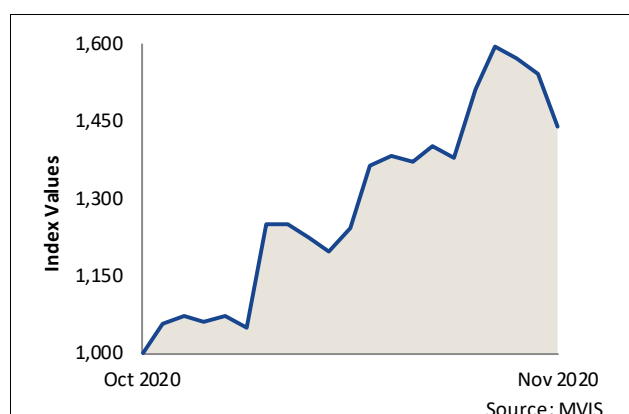


MVIS ANNOUNCES BEST PERFORMING INDICES IN NOVEMBER 2020

Frankfurt (1 December 2020) – MV Index Solutions GmbH (MVIS[®]) today announced the top two performing MVIS/BlueStar Indices during November 2020 for the following index categories: Hard Assets/Sector/Thematic Indices, Country Indices, Australia Indices, Bond Indices and CryptoCompare Digital Assets Indices.

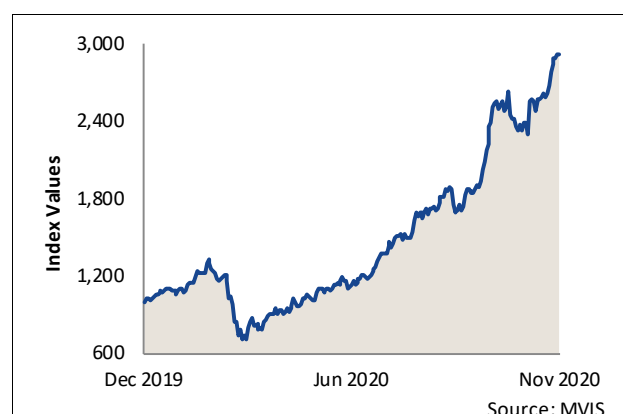
Hard Assets, Sector and Thematic Indices

MVIS US Listed Oil Services 25 Index (MVOIHTR)
Month-To-Date Performance: 44.19%



The Index is licensed.

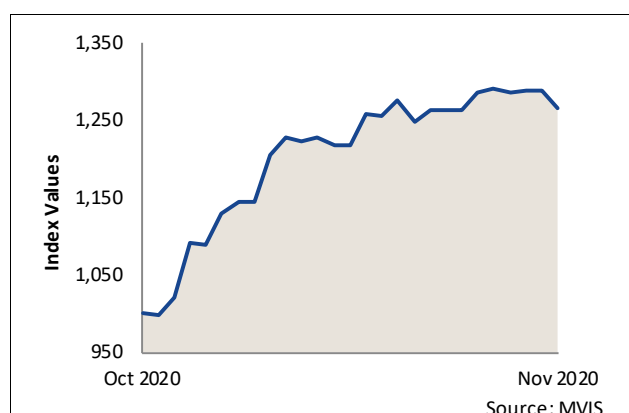
BlueStar Solar Energy Industry Index (BSOLRNTR)
Year-To-Date Performance: 191.73%



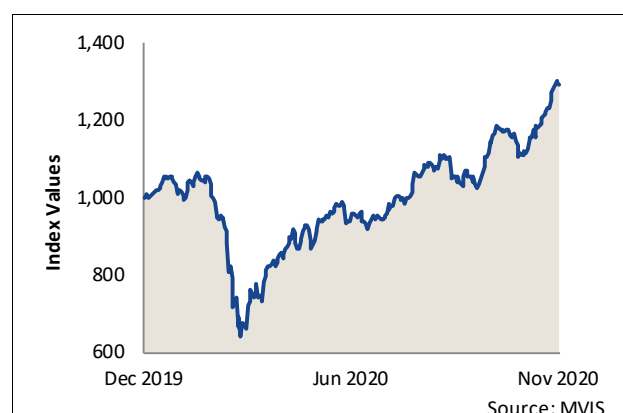
The Index is licensed.

Country Indices

MVIS Poland Index (MVPLNDTR)
Month-To-Date Performance: 26.74%



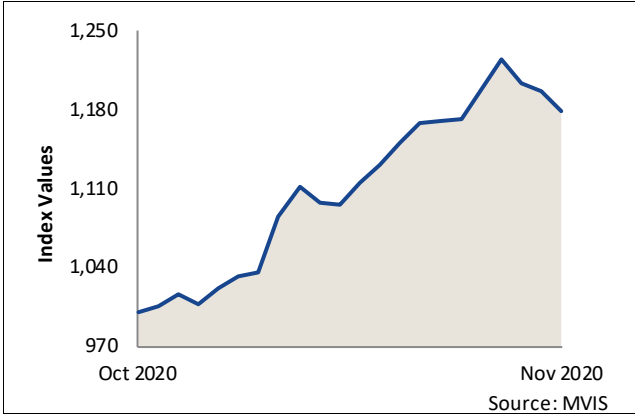
Solactive-BlueStar Israel GI. Exposure Index (IGEINTR)
Year-To-Date Performance: 29.40%



PRESS RELEASE

Australia Indices

MVIS Australia Banks (AUD) Index (MVMVBTR)
Month-To-Date Performance: 17.87%



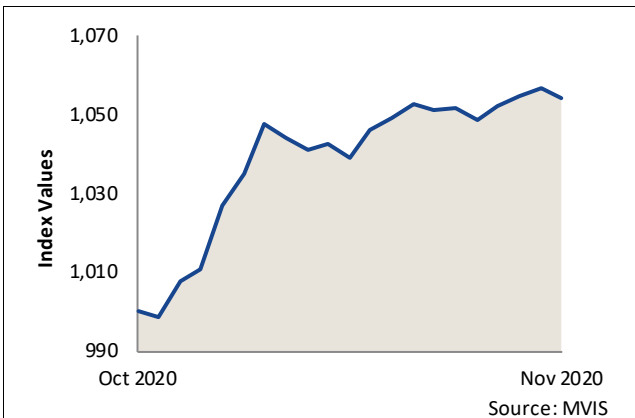
The Index is licensed.

MVIS Australia Small-Cap (AUD) Index (MVIDDTR)
Year-To-Date Performance: 7.82%

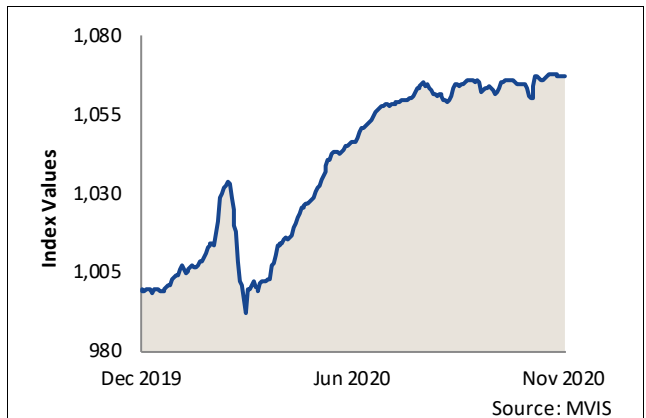


Bond Indices

MVIS EM Sovereign Bond (Local FX) Index (MVEMSL)
Month-To-Date Performance: 5.43%



BlueStar Israel Gov. USD Bond Index (BIGUBND)
Year-To-Date Performance: 6.71%

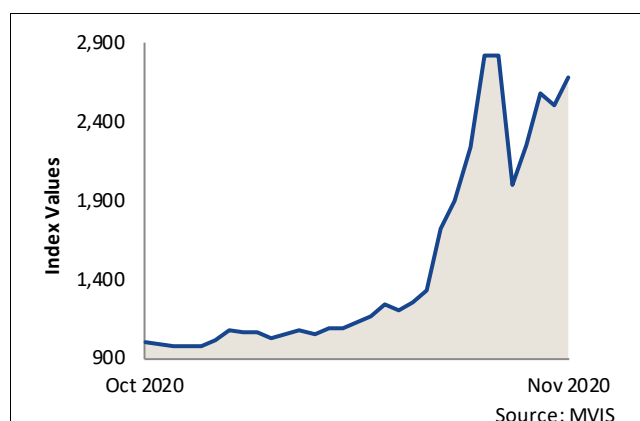


The Index is licensed.

CryptoCompare Digital Assets Indices

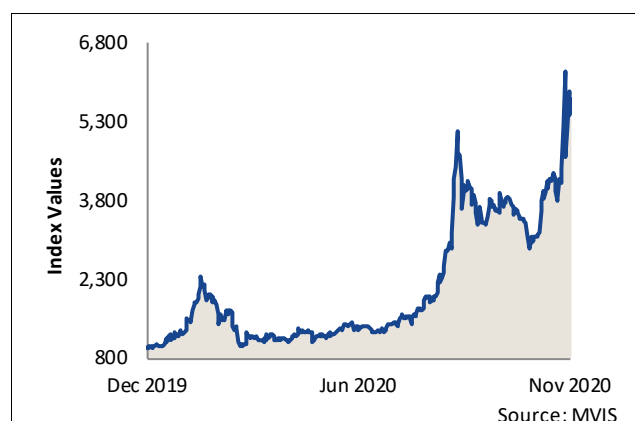
MVIS CryptoCompare XRP Index (MVXRP)

Month-To-Date Performance: 168.07%



MVIS CryptoCompare NEM Index (MVXEM)

Year-To-Date Performance: 471.92%



All index values are rebased to 1000. Data as of 30 November 2020.

MVIS Indices are licensed to underlie financial products. Detailed information can be found under [licensing](#) on our website.

Contact

Séverine Thäsler-Jäger, MV Index Solutions

+49 (0)69 4056 695 53

media-enquiries@mvis-indices.com

Note to Editors:

MV Index Solutions (MVIS) develops, monitors and licenses the MVIS Indices, a selection of focused, investable and diversified benchmark indices which are especially designed to underlie financial products. MVIS Indices cover several asset classes, including hard assets and international equity markets as well as fixed income markets. Approximately USD 20.48 billion in assets under management are currently invested in financial products based on MVIS Indices. MVIS is a VanEck company.